



Global Info Analytics

Analytics . Polls . Modelling

**National Opinion Poll
Governance and Elections
Updated: 6th October 2023
Presented by:
Mussa K. Dankwah
Pollster**



Executive Summary

EXECUTIVE SUMMARY

- ❑ An opinion poll by Global InfoAnalytics for the month of October shows the president's job approval taking a nosedive after making a recovery in the July poll. 32% of Ghanaians approve of his performance as president while 65% disapprove and 5% did not have an opinion.
- ❑ On the direction of the country, 70% of voters believe Ghana is headed in the wrong direction, 23% believed it is headed in the right direction and 7% did not have opinion.
- ❑ The poll also shows that 47% of voters believe their standard of living has worsened in the last 12 months. Only 18% said it has improved, 30% said it has not changed and 5% have no opinion.
- ❑ The poll also shows that the Inspector General of Police, Dr George Akufo Dampare has the full support of Ghanaians as 61% say they have confidence in the way he is performing his job. 28% have no confidence in his performance while 11% have no opinion. However, the poll also shows that only 49% of voters have confidence the Ghana Police Service will be able to manage the 2024 election, 37% have no confidence in the police with regards to the 2024 elections while 15% did not have opinion.
- ❑ On whether voters have confidence in the Electoral Commission, 49% of voters say they have confidence in the elections management body, 41% have no confidence in the body and 11% did not have an opinion (weighted response).

EXECUTIVE SUMMARY

- ❑ When voters were asked if they share the view that hoarding of cash, as highlighted by Cecilia Dapaah's case, is an isolated case or widespread among politicians, 65% of voters said it is widespread, only 22% said it is an isolated case while 13% did not have opinion.
- ❑ For the 2024 general election, the poll shows JDM leading with 48.3%, followed by Dr Mahamudu Bawumia (DMB) with 28.0%, Alan Kwadwo Kyeremanten with 11.3%, the other candidates attract 3.4%, 3.7% will prefer someone else and 5.4% are undecided (weighted). However, in the race between JDM, KOA (Kennedy Ohene Agyapong), AKK and others, John Mahama leads with 46.5%, KOA attracts 29.6%, AKK, 11.43%, others, 2.0%, someone else, 3.2% and undecided 7.5% (weighted).
- ❑ Analysis of the poll suggests that out of the 6.7 million people who voted for Nana Addo in 2020, 1.4 million now intend to vote for John Mahama while another 1.0 million will vote for Alan Kyeremanten.
- ❑ In the NPP race, DMB is preferred by 44%, KOA, 35%, Dr Afriyie Akoto (DAA), 2%, Francis Adai Nimoh (FAN), 2% and 16% are undecided. However, among NPP sympathisers, DMB leads with 62.4% and KOA, 32.2%, DOAA, 0.85%, FAN, 1% and undecided 3.9%. Among floating voters, DMB has 29.0%, KOA has 45.1%, DOAA, 2.1%, FAN, 2.3% and 21.5% undecided.



Methodology & Approach

Methodology and Approach:

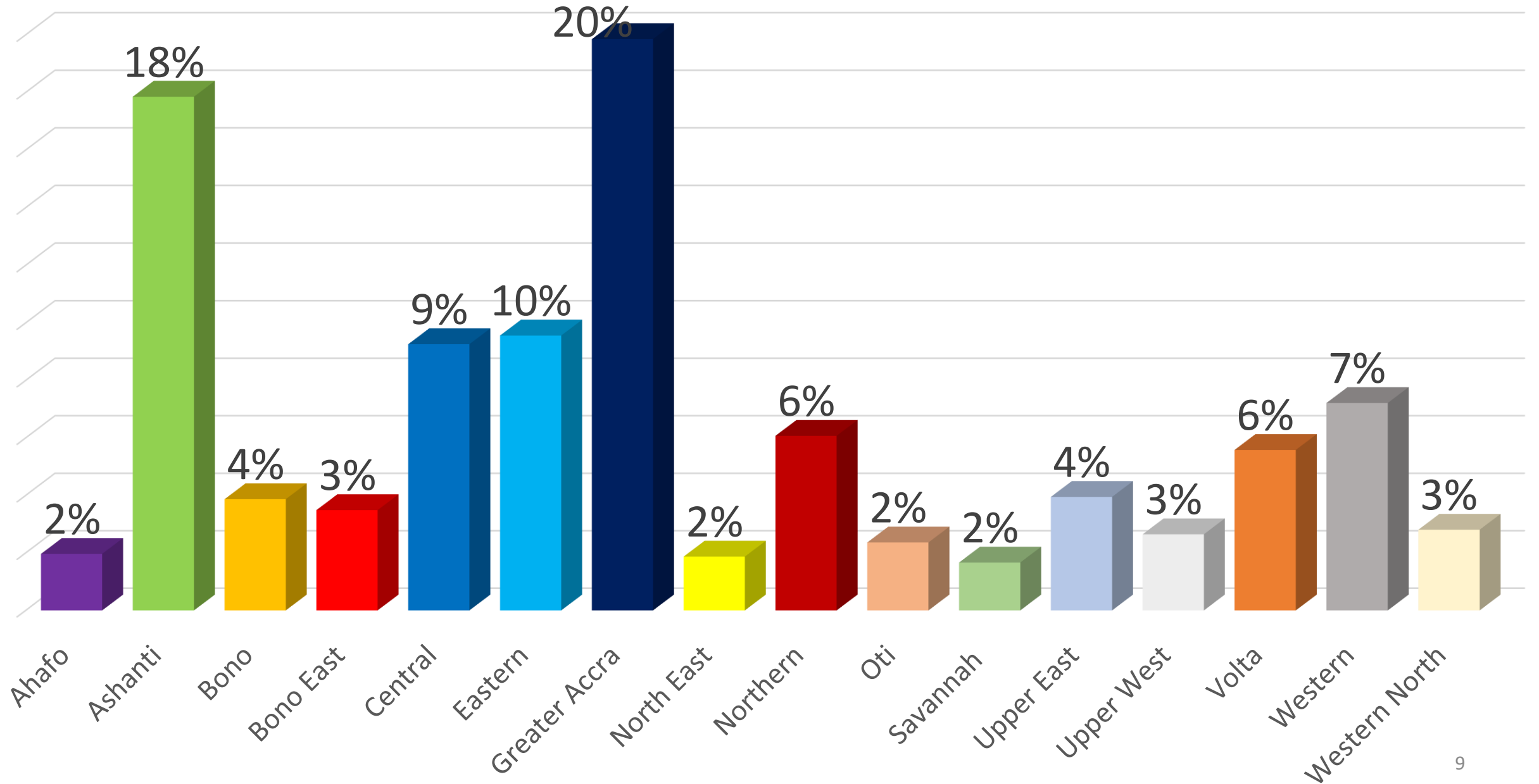
- ❑ Sample size: 6,423 were interviewed with
- ❑ Confidence level: 99% and MoE of 1.58%.
- ❑ The Electoral Commission's 2020 voters register was used as sample frame.
- ❑ 30 percent of constituencies from each region was randomly selected and allocated the regional quota based on total voters in each of those constituencies.
- ❑ The results of the primaries and general elections are based on “likely voters” model (both registered and unregistered voters) and exclude responses of voters who have indicated that they will not vote.
- ❑ The general elections polls are presented in unweighted and unweighted using period-to-date party affiliations in Ghana.
- ❑ The following weight were used in adjusting the unweighted polls where necessary
 - NPP 35%
 - NDC, 33%
 - Floating voters, 20%
 - Other parties, 8% and
 - Undisclosed party affiliation, 5%.
- ❑ The poll is cross-sectional and was carried out in 82 constituencies in all the 16 regions.
- ❑ Demographic analysis of the results would have higher margin of error.
- ❑ Field interviews were conducted between 21st September to 1st October 2023.

Definition of Regional Blocs	Regions
Swing Regions	Greater Accra, Central, Western and North East regions
Akan Regions	Ashanti, Ahafo, Bono, Bono East, Central, Western, Western North and Eastern regions
Northern regions	Northern, Savannah, North East, Upper West and Upper East regions
Volta-Oti	Volta and Oti regions



Reginal Sample Allocation

Regional Sample Allocations





Constituency Sample Allocation

Region	Constituency	Sample.
Ahafo	Asunafo North	71
Ahafo	Asutifi North	36
Ashanti	Bosomtwe	81
Ashanti	Odotobri	51
Ashanti	Atwima Nwabiagya North	75
Ashanti	Bantama	78
Ashanti	Subin	72
Ashanti	Asokwa	83
Ashanti	Asawase	100
Ashanti	Kwabre East	134
Ashanti	Effiduase/Asokore	39
Ashanti	Sekyere Afram Plains	48
Ashanti	Atwima Kwanwoma	112
Ashanti	Nsuta/Kwamang/Beposo	39
Ashanti	Ahafo Ano North	49
Ashanti	Atwima Nwabiagya South	87
Bono East	Atebubu/Amantin	93
Bono East	Sene East	34
Bono East	Techiman North	75
Bono	Sunyani East	91
Bono	Berekum East	49
Bono	Berekum West	25
Bono	Wenchi	55
Central	Assin South	60
Central	Mfantseman	98
Central	Cape Coast South	54
Central	Awutu Senya East	166
Central	Ekumfi	41
Central	Twifo Atti Morkwa	57
Central	Upper Denkyira West	52
Eastern	Abirem	53
Eastern	Abuakwa North	53
Eastern	Abuakwa South	58
Eastern	Asuogyaman	72
Eastern	Upper Manya Krobo	40
Eastern	Abetifi	54
Eastern	Yilo Krobo	76
Eastern	Akim Oda	46
Eastern	Akuapem South	53
Eastern	Okere	39
Greater Accra	Bortianor-Ngleshie Amanfro	132
Greater Accra	Ayawaso North	72

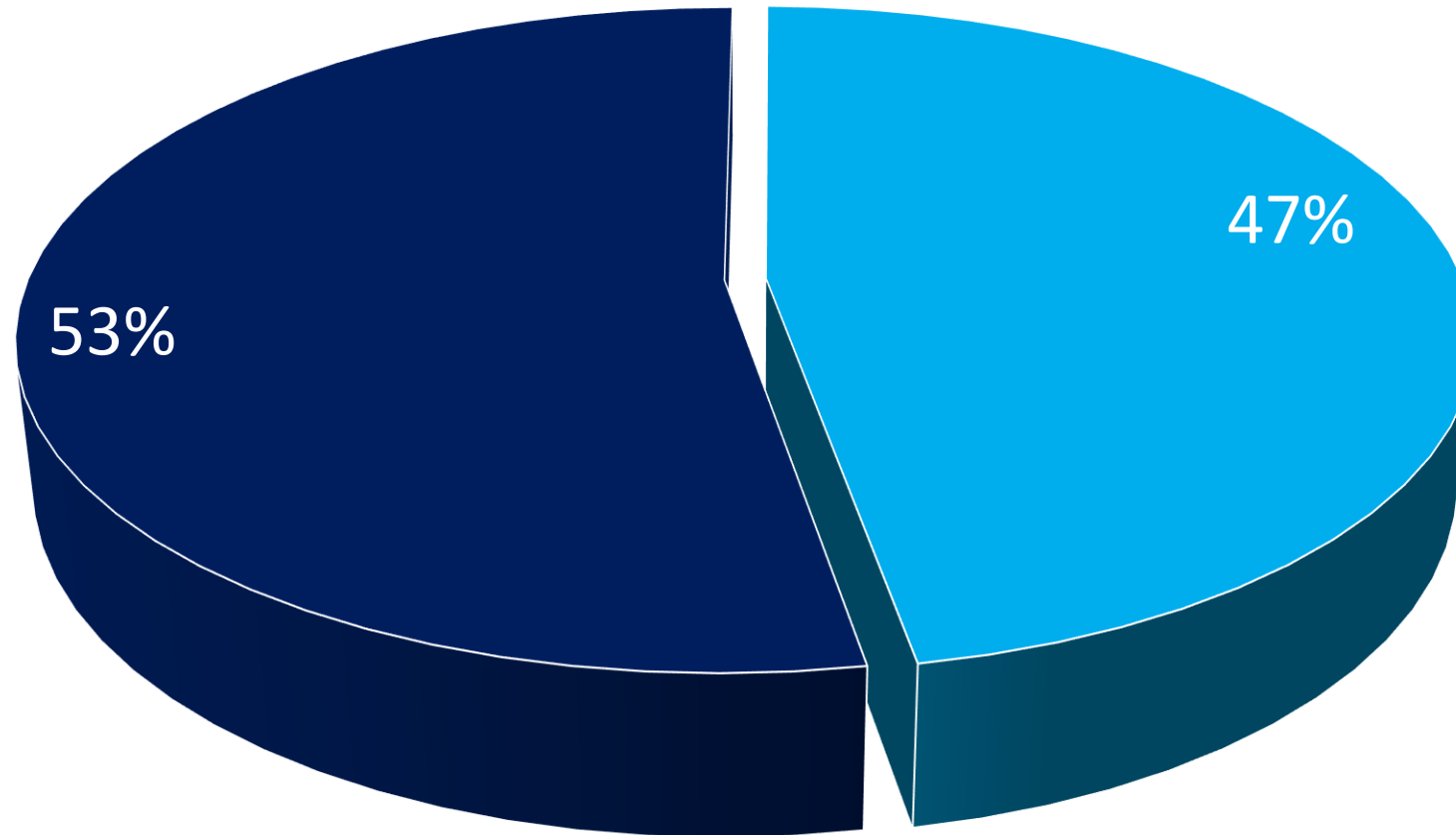


Greater Accra	Dome/Kwabenya	210
Greater Accra	Amasaman	187
Greater Accra	Ablekuma South	94
Greater Accra	Domeabra-Obom	64
Greater Accra	Ayawaso Central	100
Greater Accra	Tema Central	78
Greater Accra	Ablekuma North	139
Greater Accra	Korley Klottey	117
North East	Walewale	63
North East	Bunkpurugu	35
Northern	Wulensi	65
Northern	Tatale/Sanguli	48
Northern	Sagnarigu	102
Northern	Tamale North	68
Northern	Kumbungu	72
Oti	Nkwanta South	68
Oti	Krachi East	51
Savannah	Yapei/Kusawgu	55
Savannah	Salaga South	45
Upper East	Navrongo Central	50
Upper East	Pusiga	42
Upper East	Tempene	44
Upper East	Zebilla	57
Upper East	Garu	30
Upper West	Jirapa	60
Upper West	Nandom	42
Upper West	Wa East	57
Volta	Akatsi South	60
Volta	North Dayi	28
Volta	South Dayi	37
Volta	Anlo	66
Volta	Ho Central	124
Western North	Suaman	21
Western North	Bibiani-Anhwiaso-Bekwai	97
Western North	Sefwi Akontombra	40
Western	Ellembele	78
Western	Takoradi	58
Western	Shama	67
Western	Wassa East	57
Western	Tarkwa Nsuaem	143



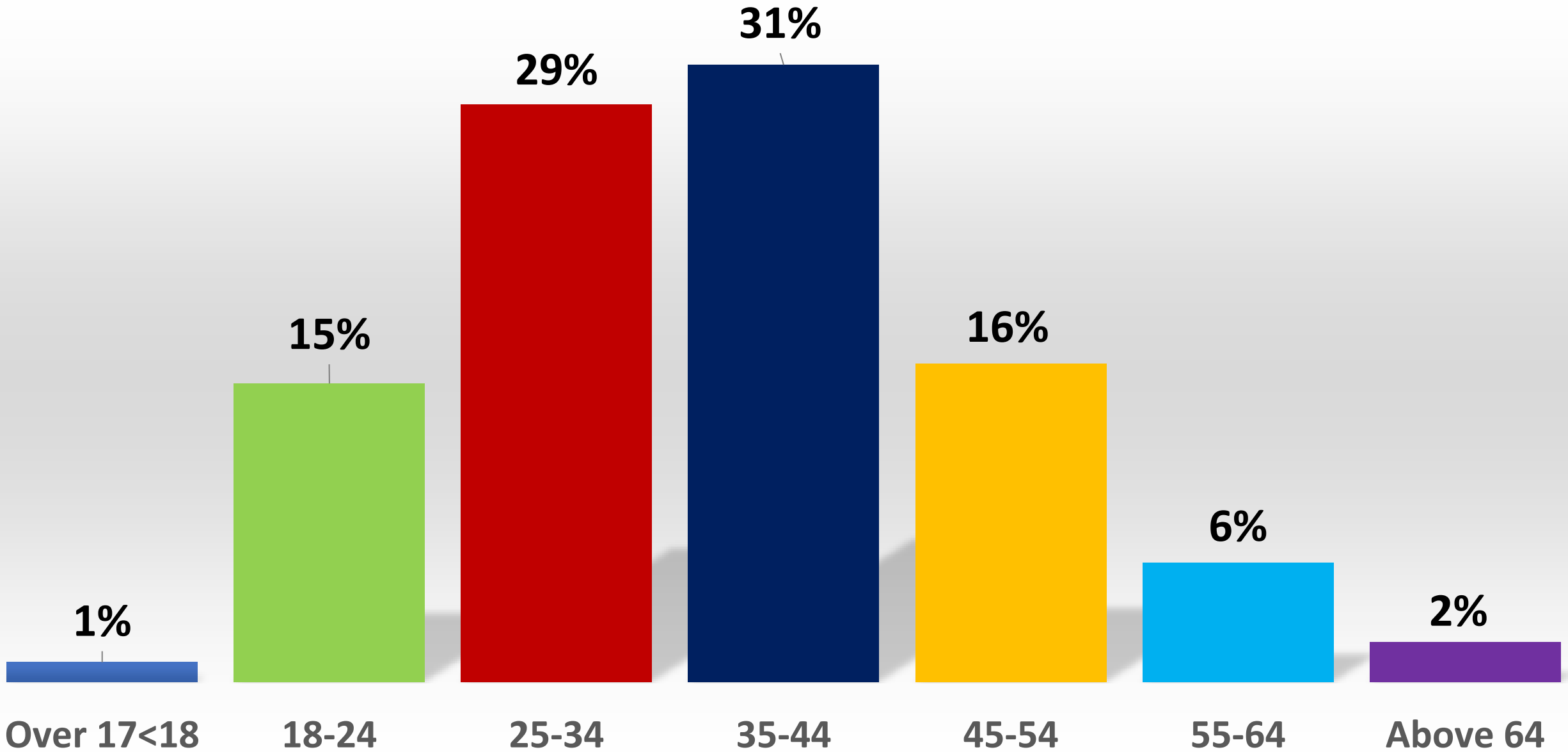
Demographics

Gender

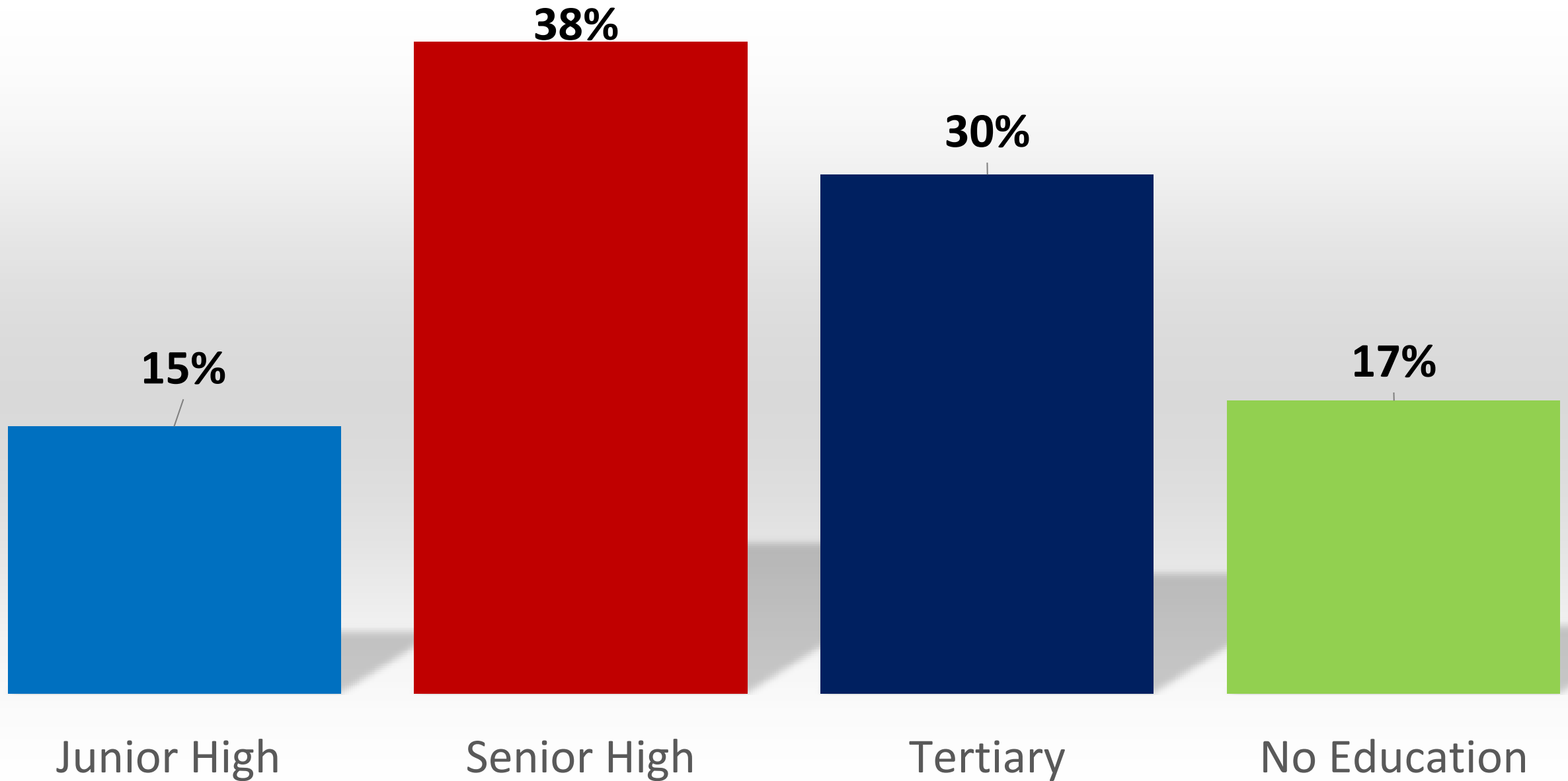


■ Male ■ Female

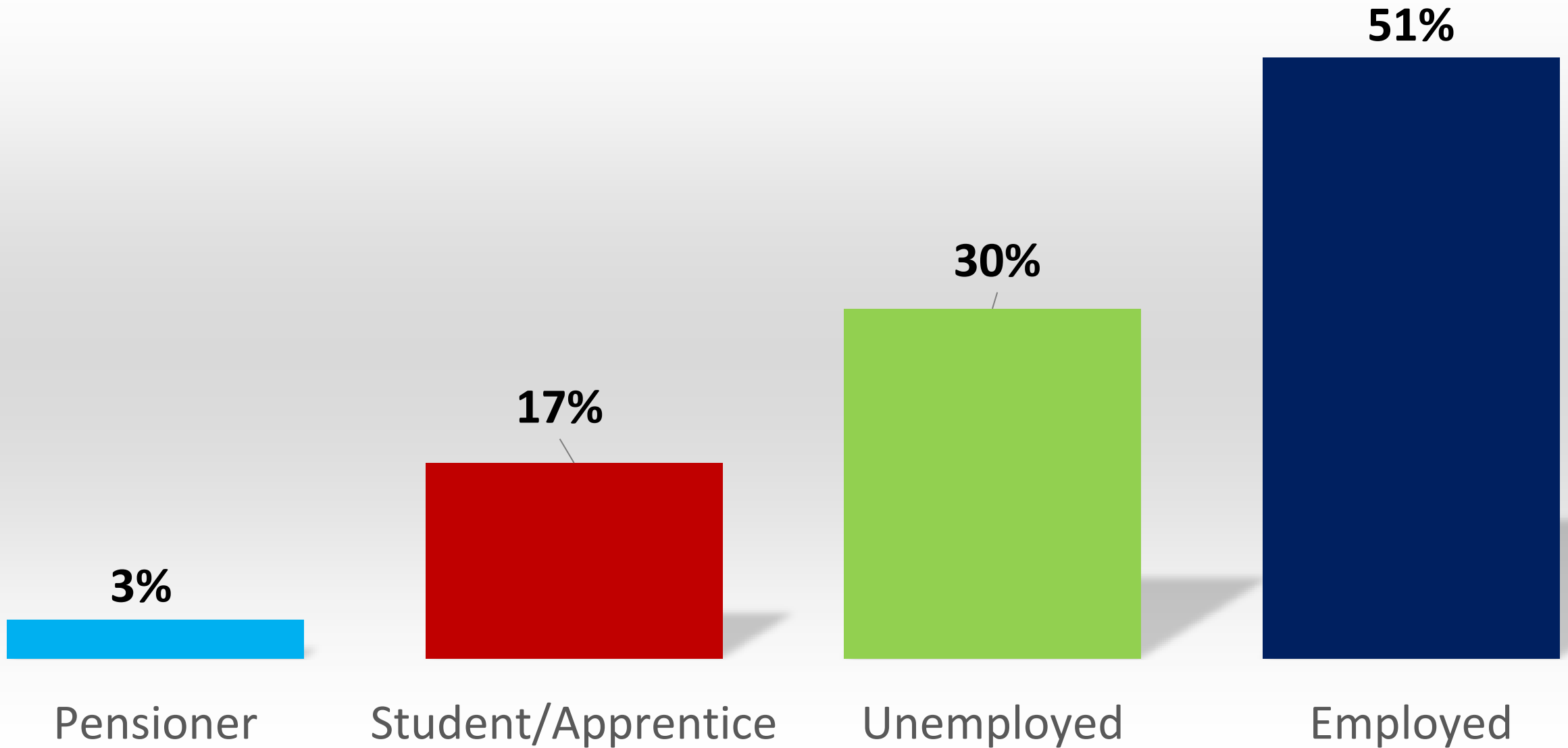
Age Group



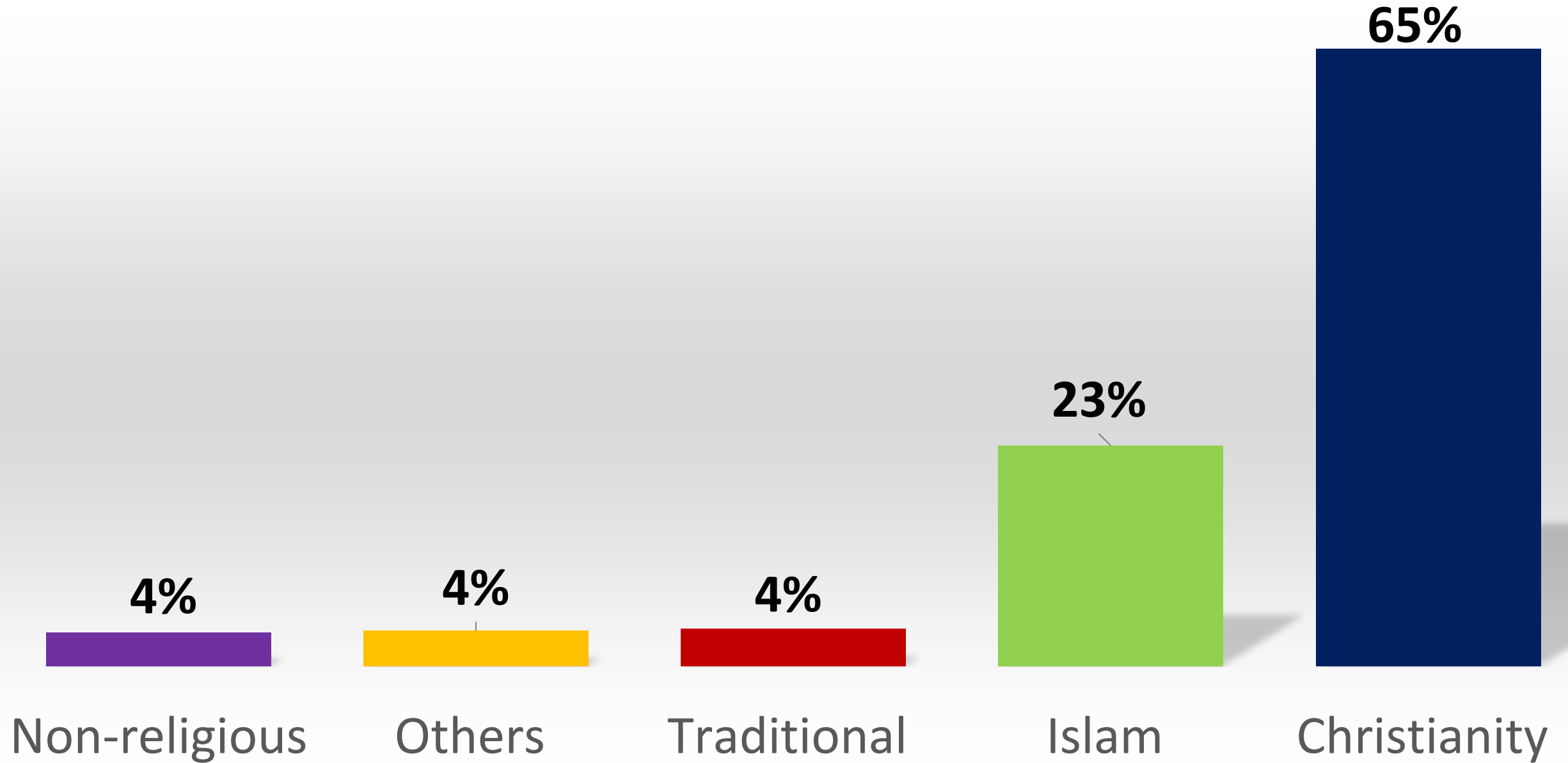
Education



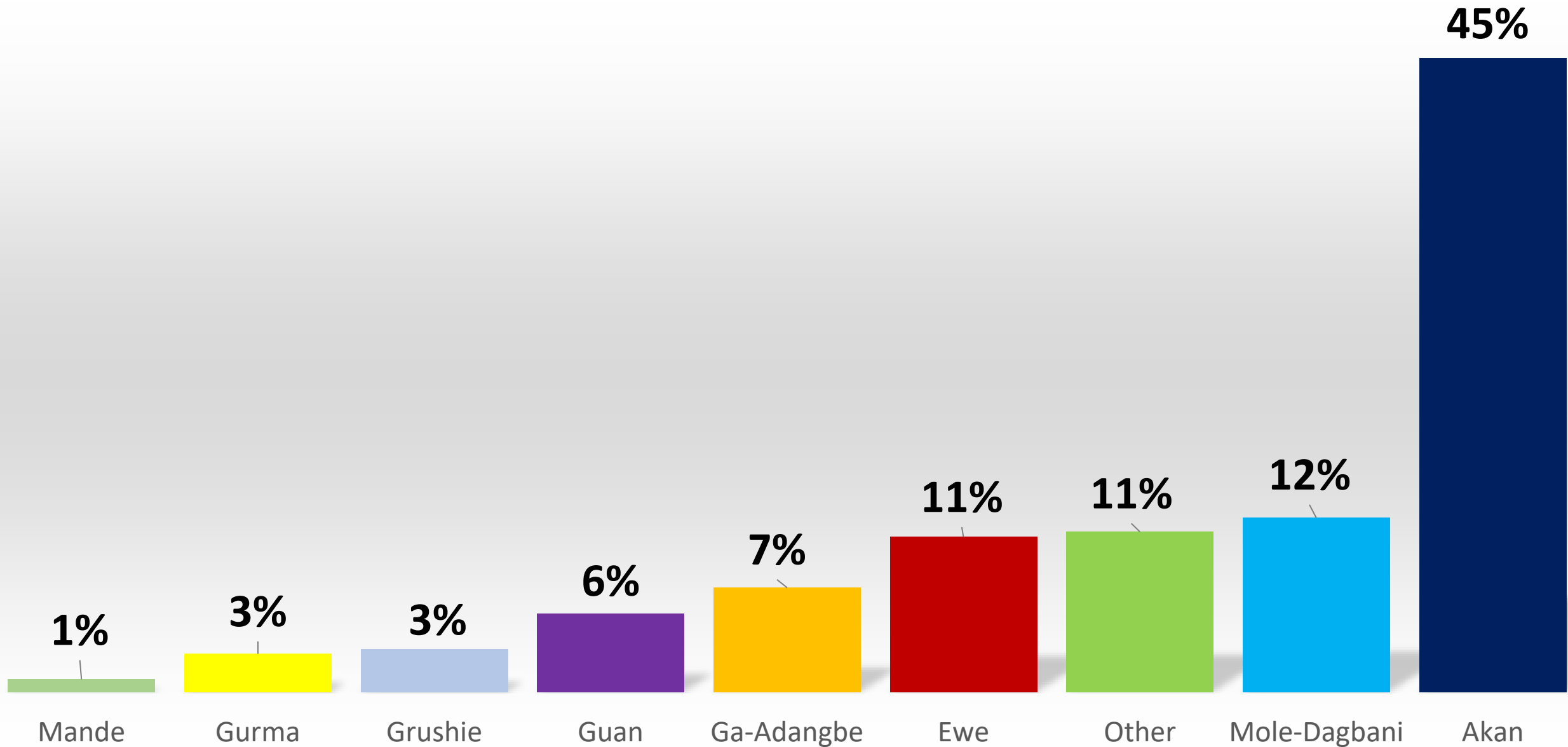
Employment



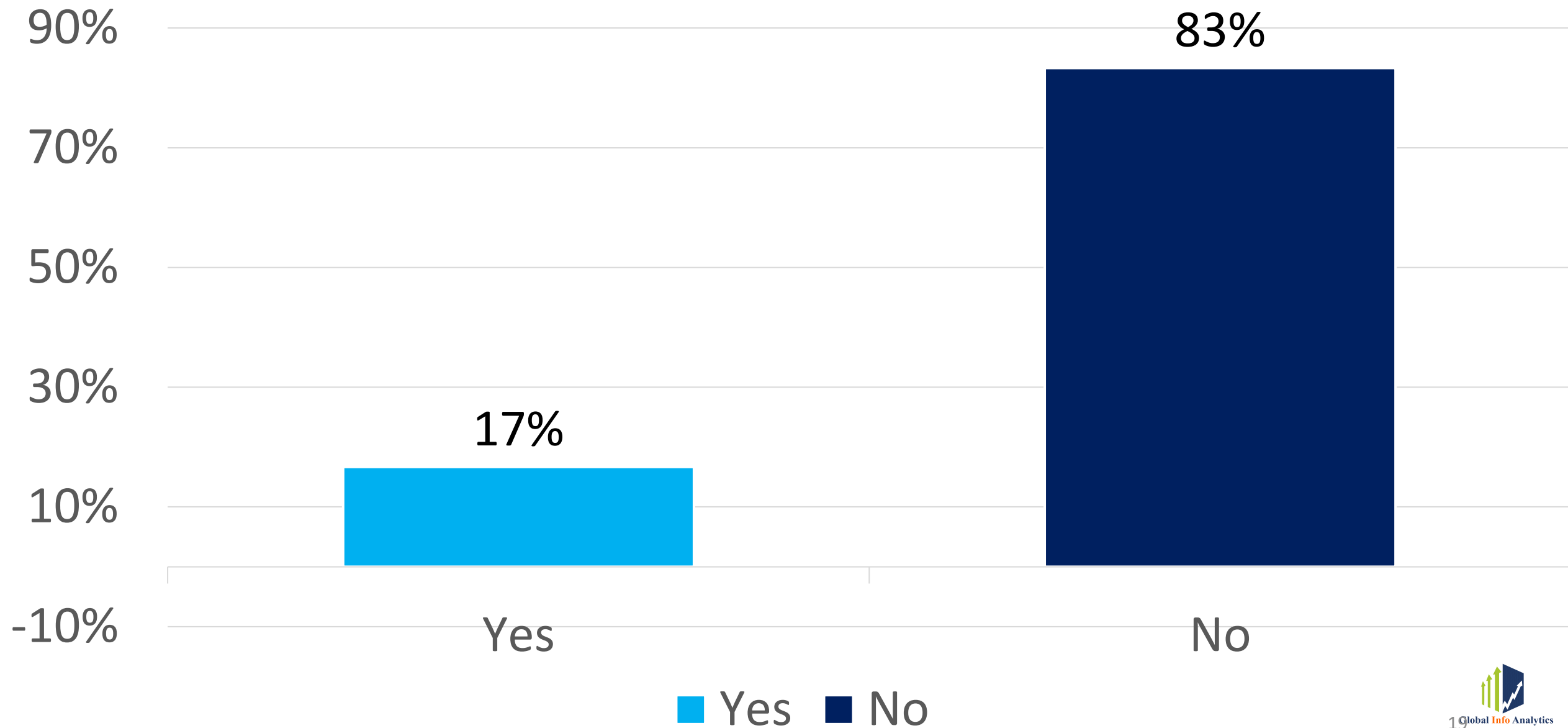
Religion



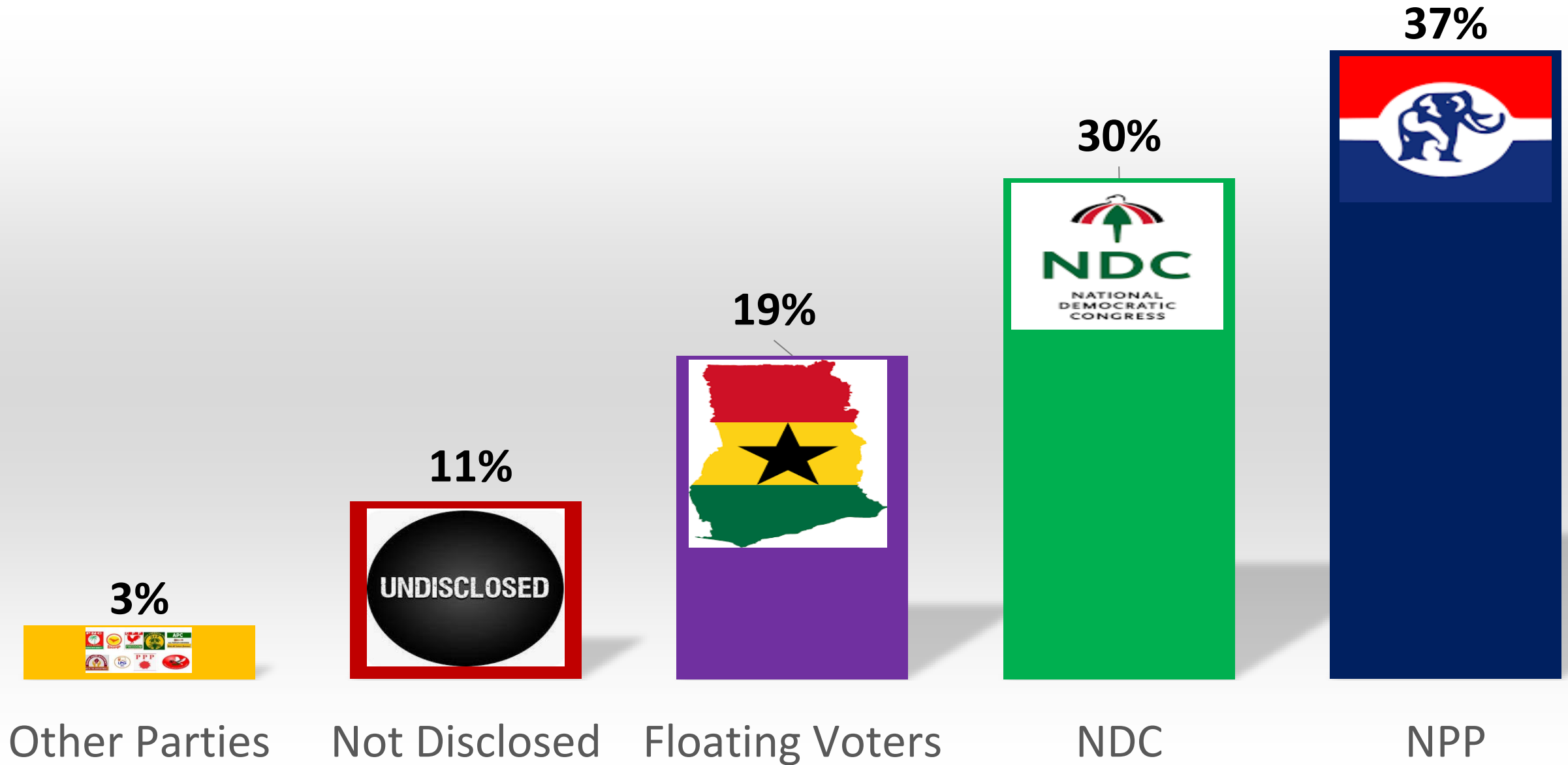
Ethnic Groups



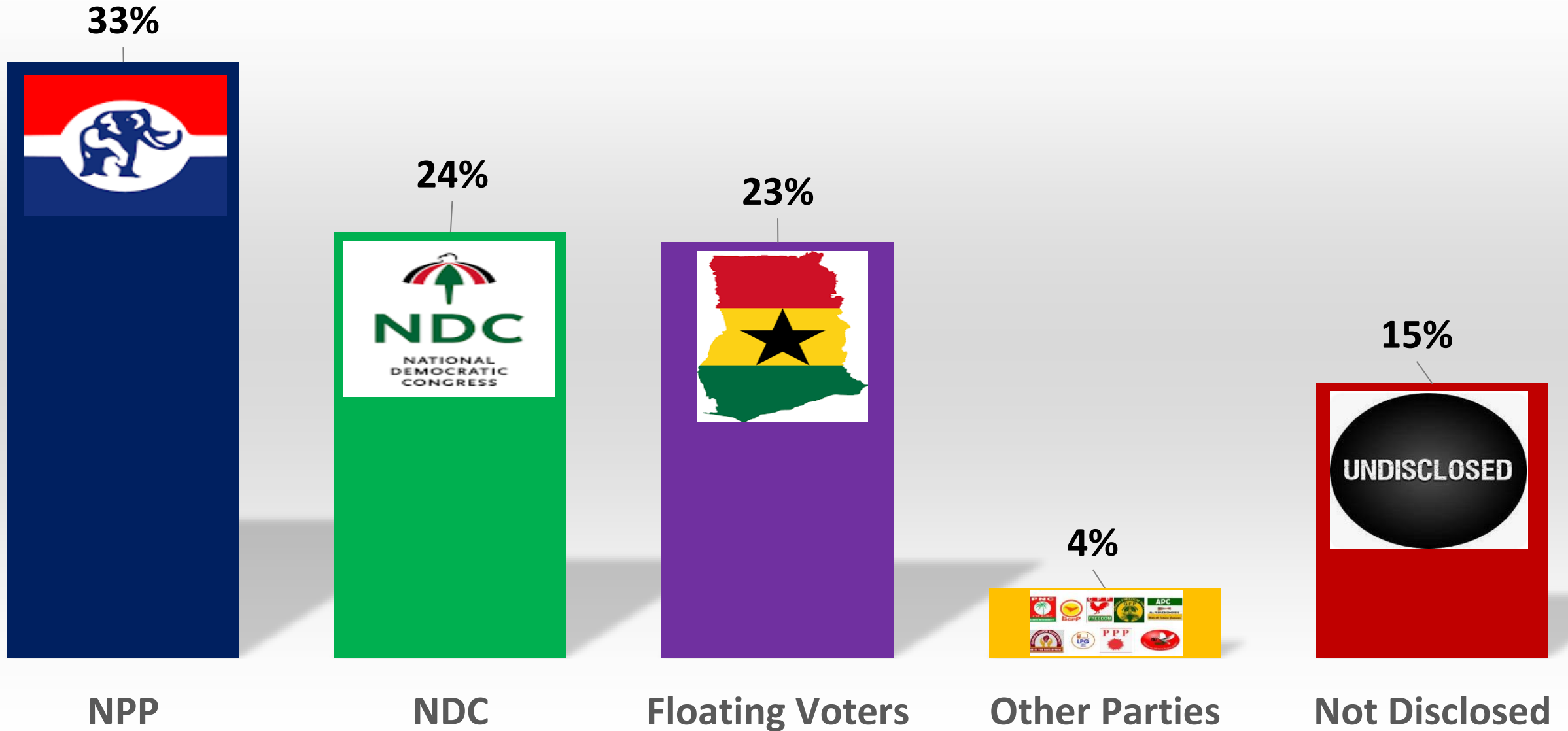
Are you a first-time voter?



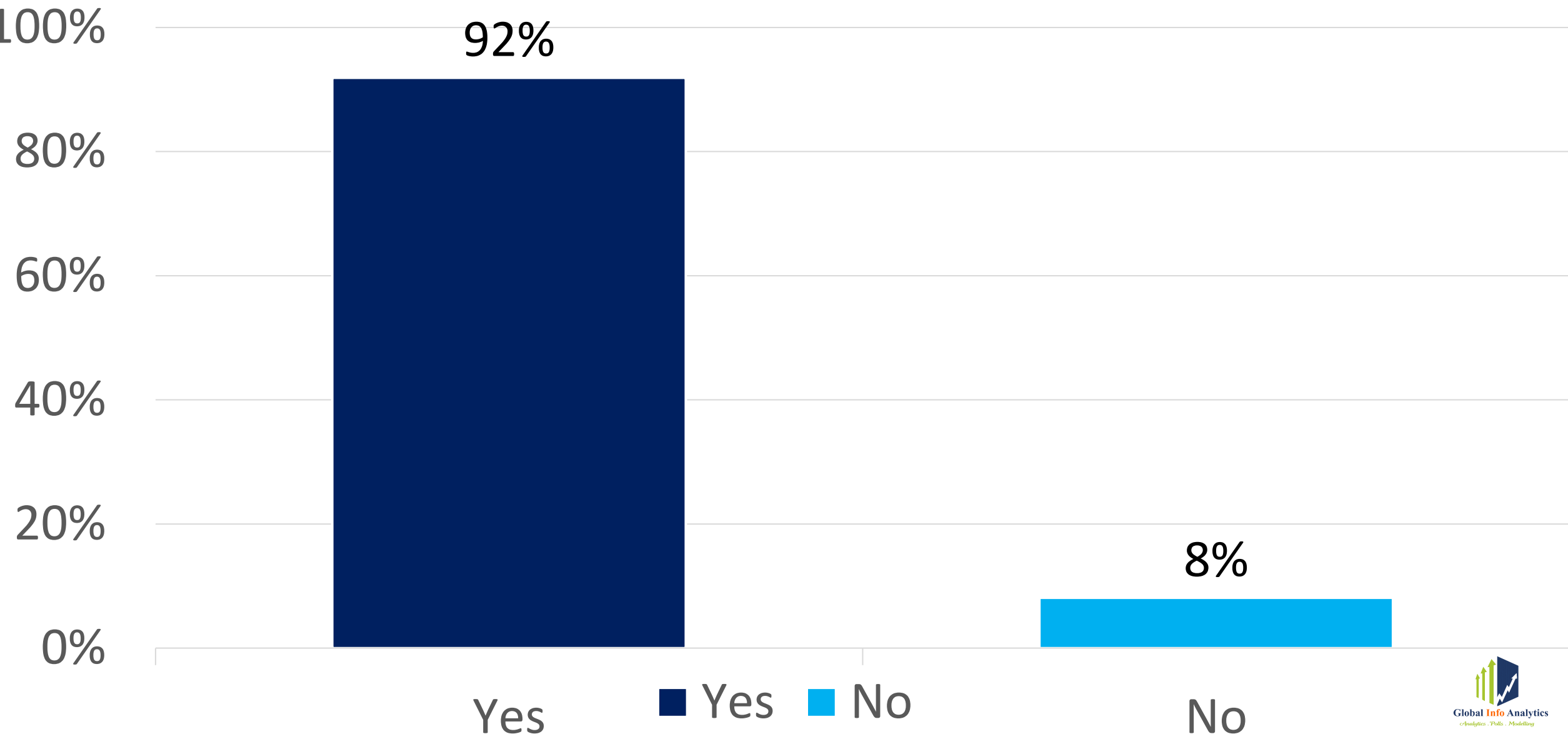
Party Affiliations-July - October



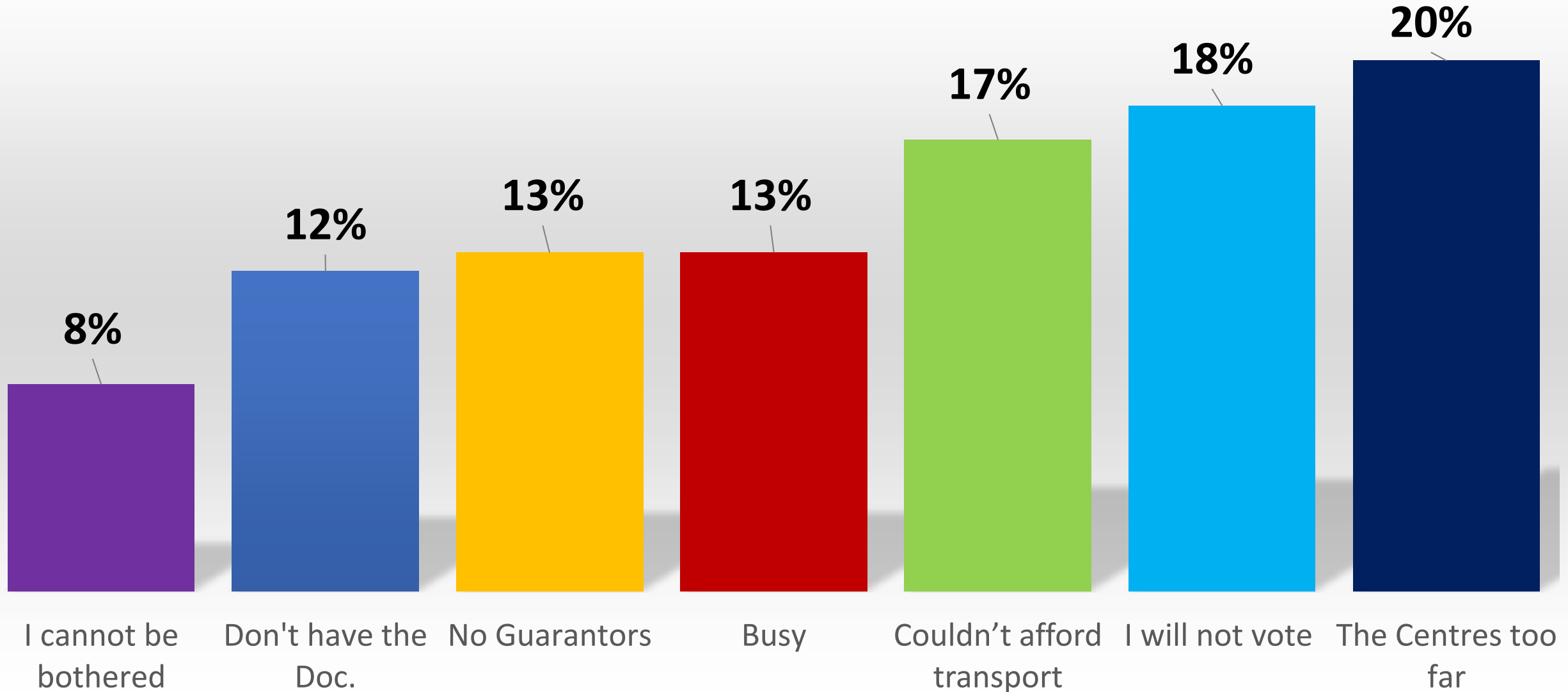
Party Affiliations- First-Time Voters



Registered Voters



What are your reasons for not registering to vote?



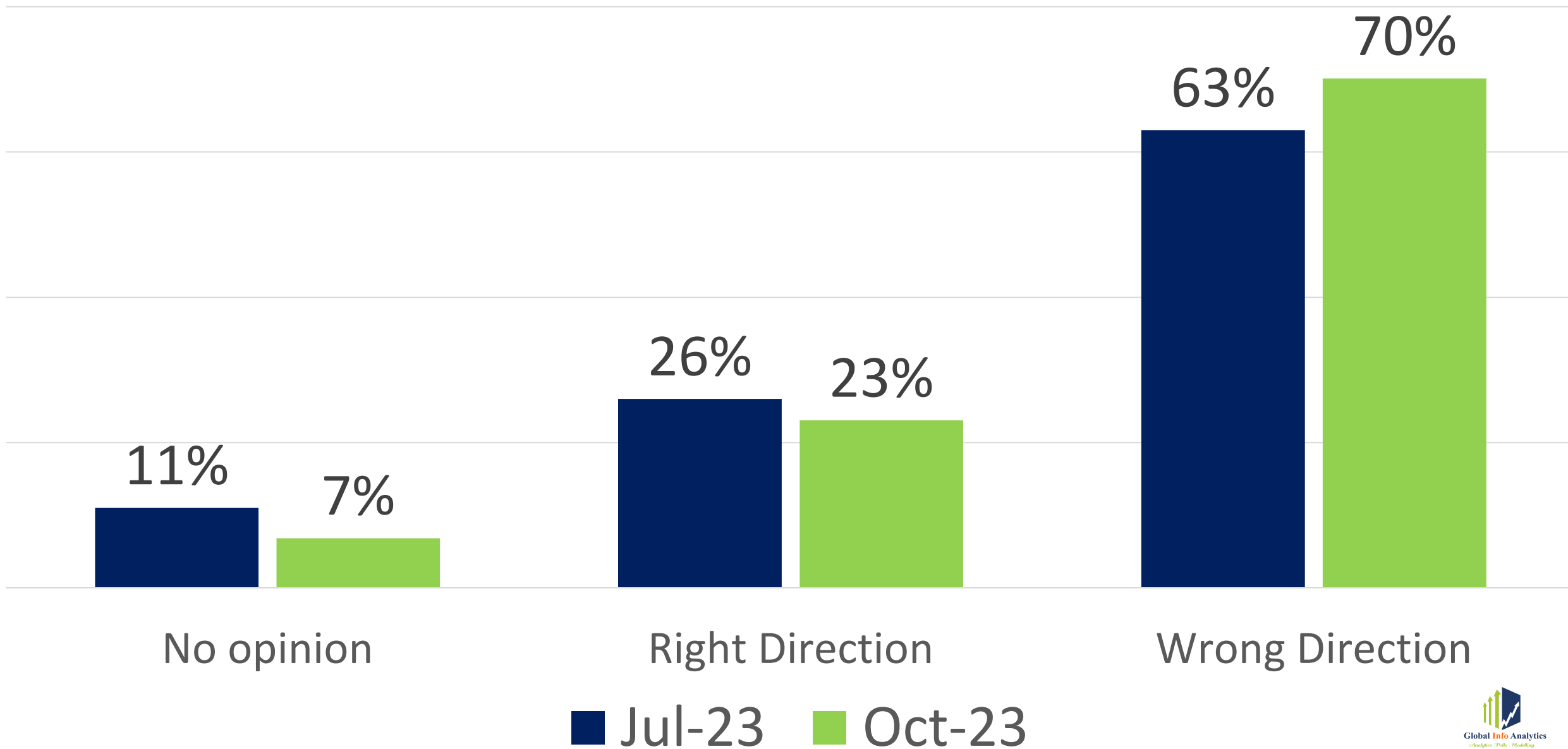


Governance & Performance

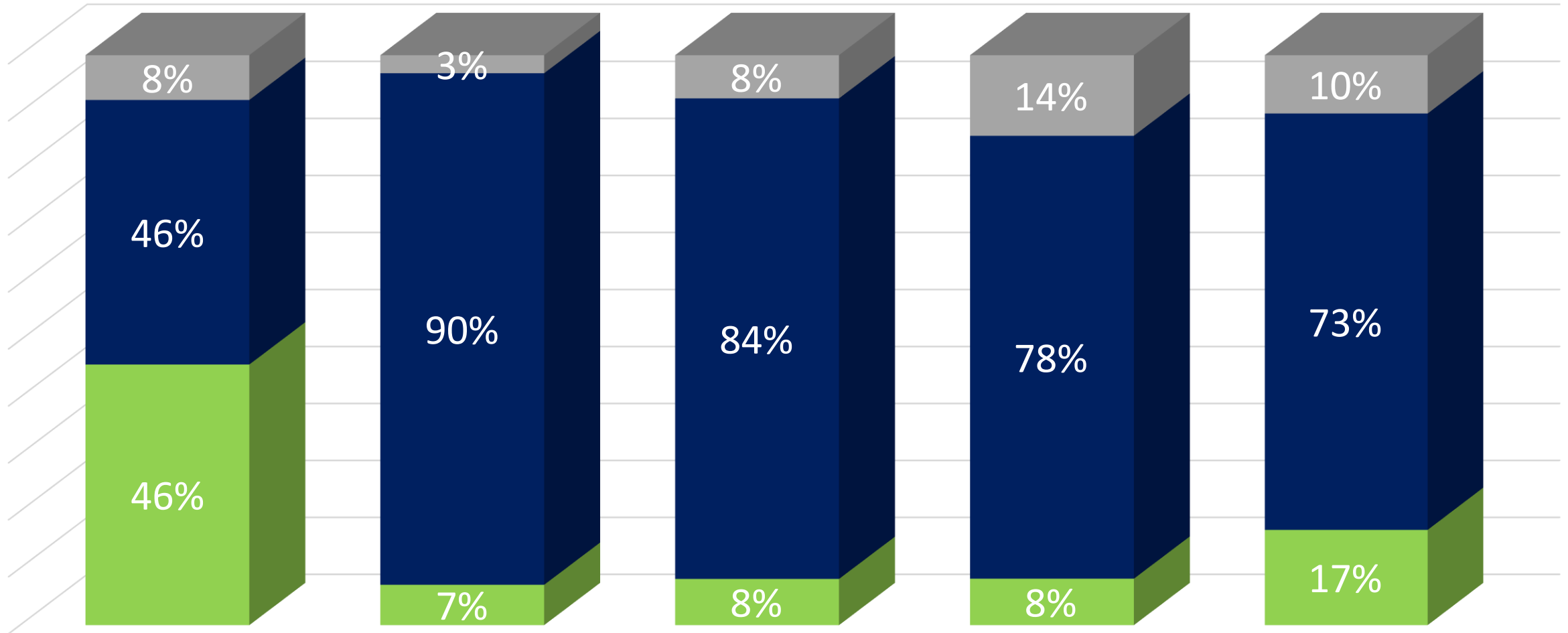


Direction of the country

Direction of the country



Direction of the Country-Party Affiliations



NPP

NDC

Floating Voters

Other Parties

Not Disclosed

■ Right Direction

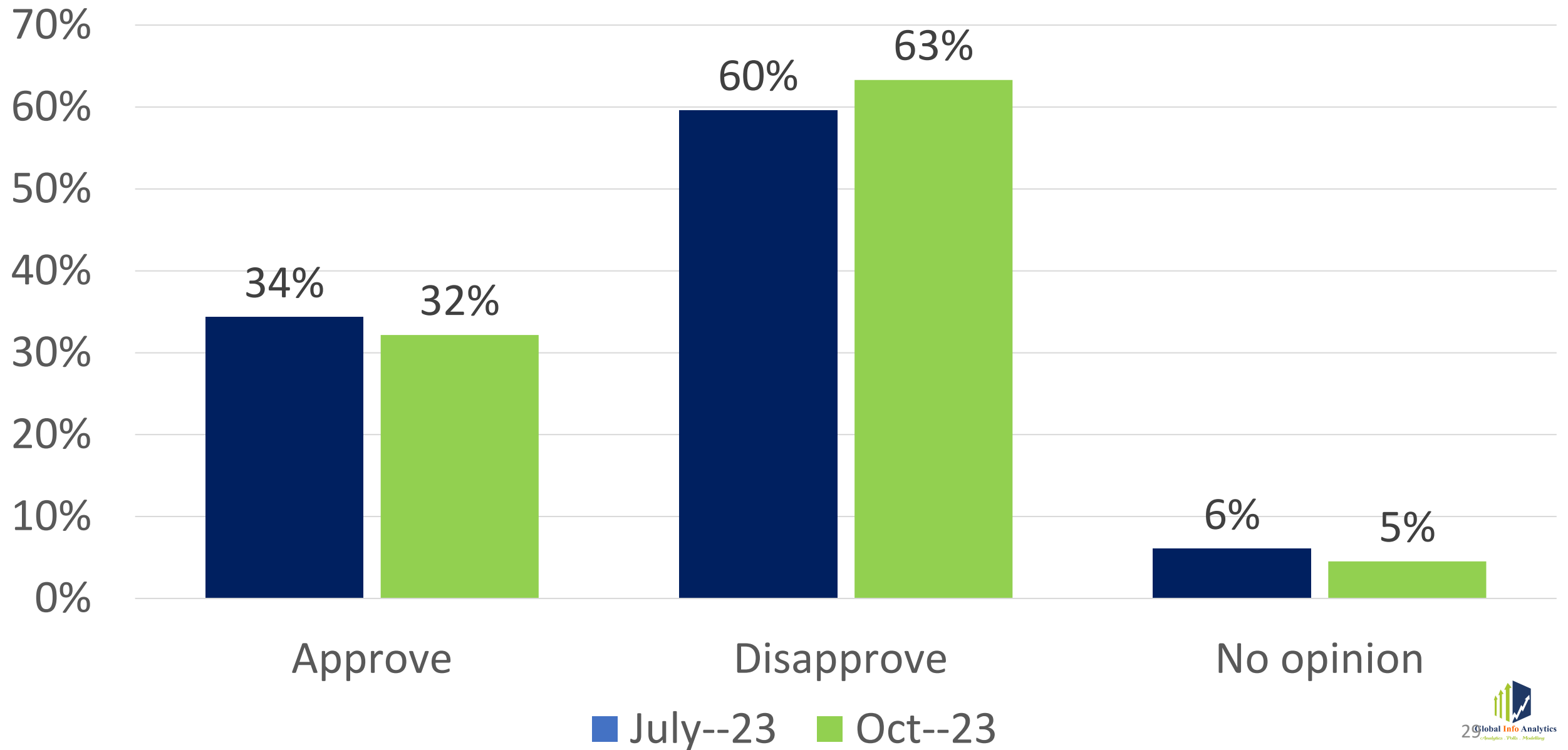
■ Wrong Direction

■ No opinion

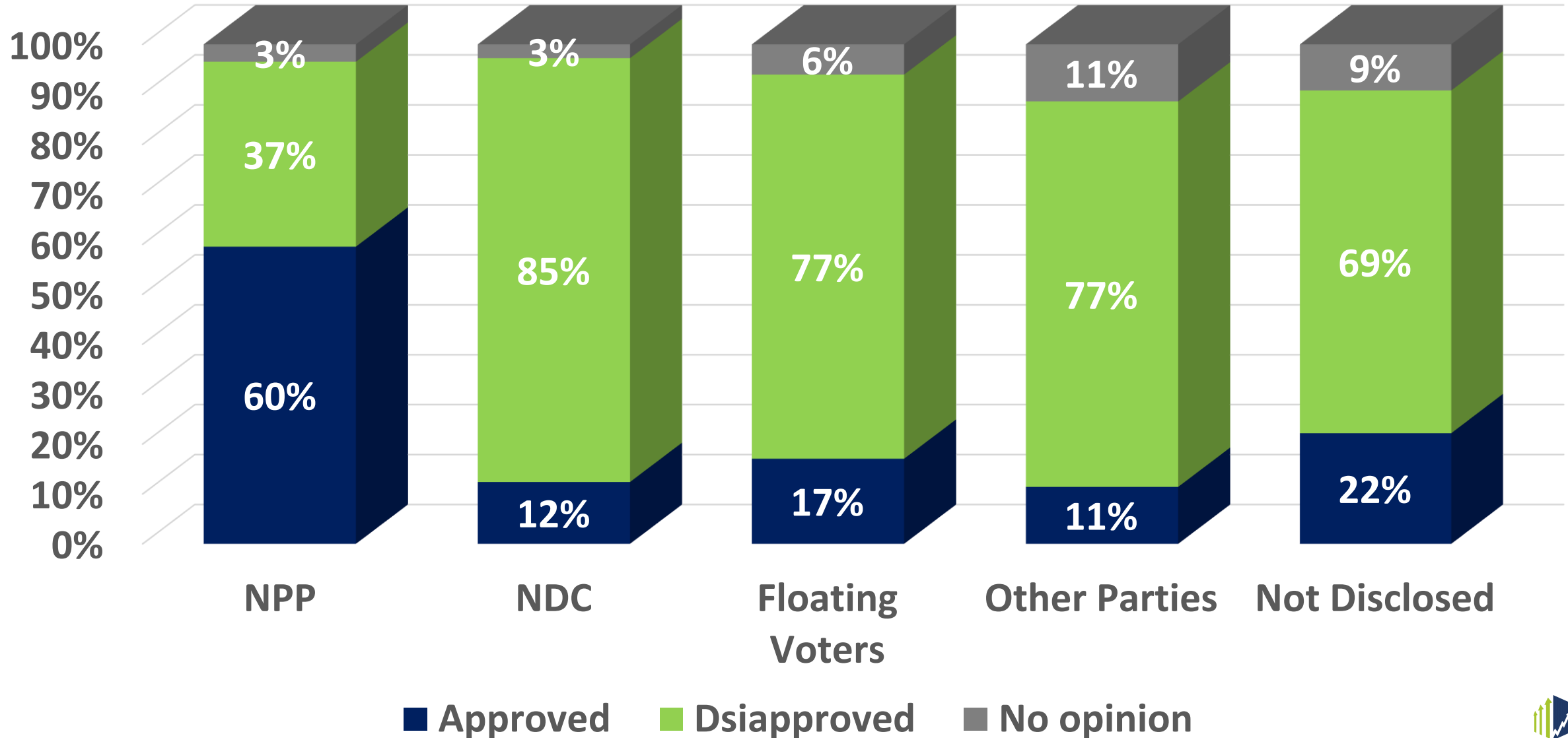


President's Job Approval Rating

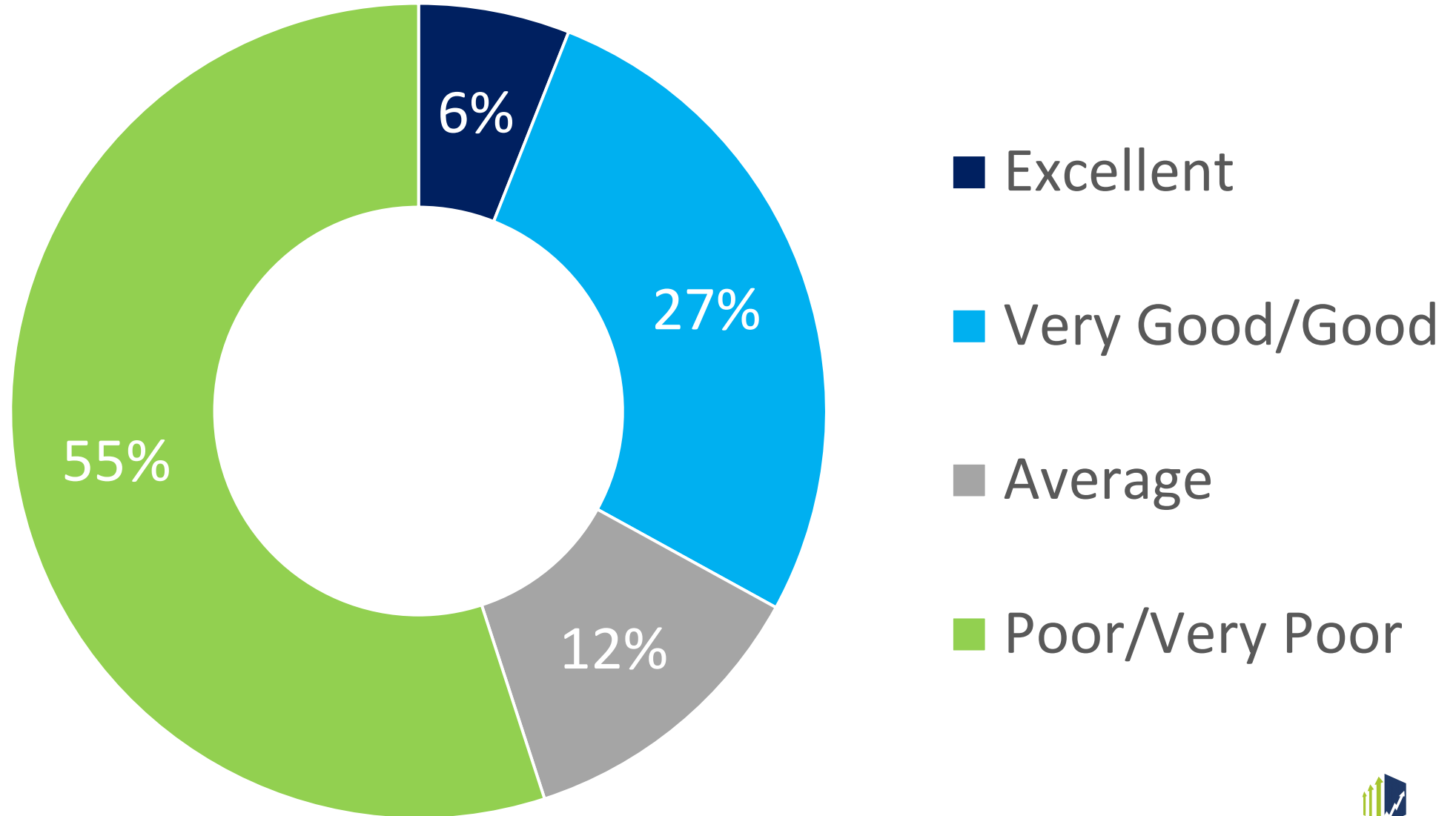
President's Job Approval



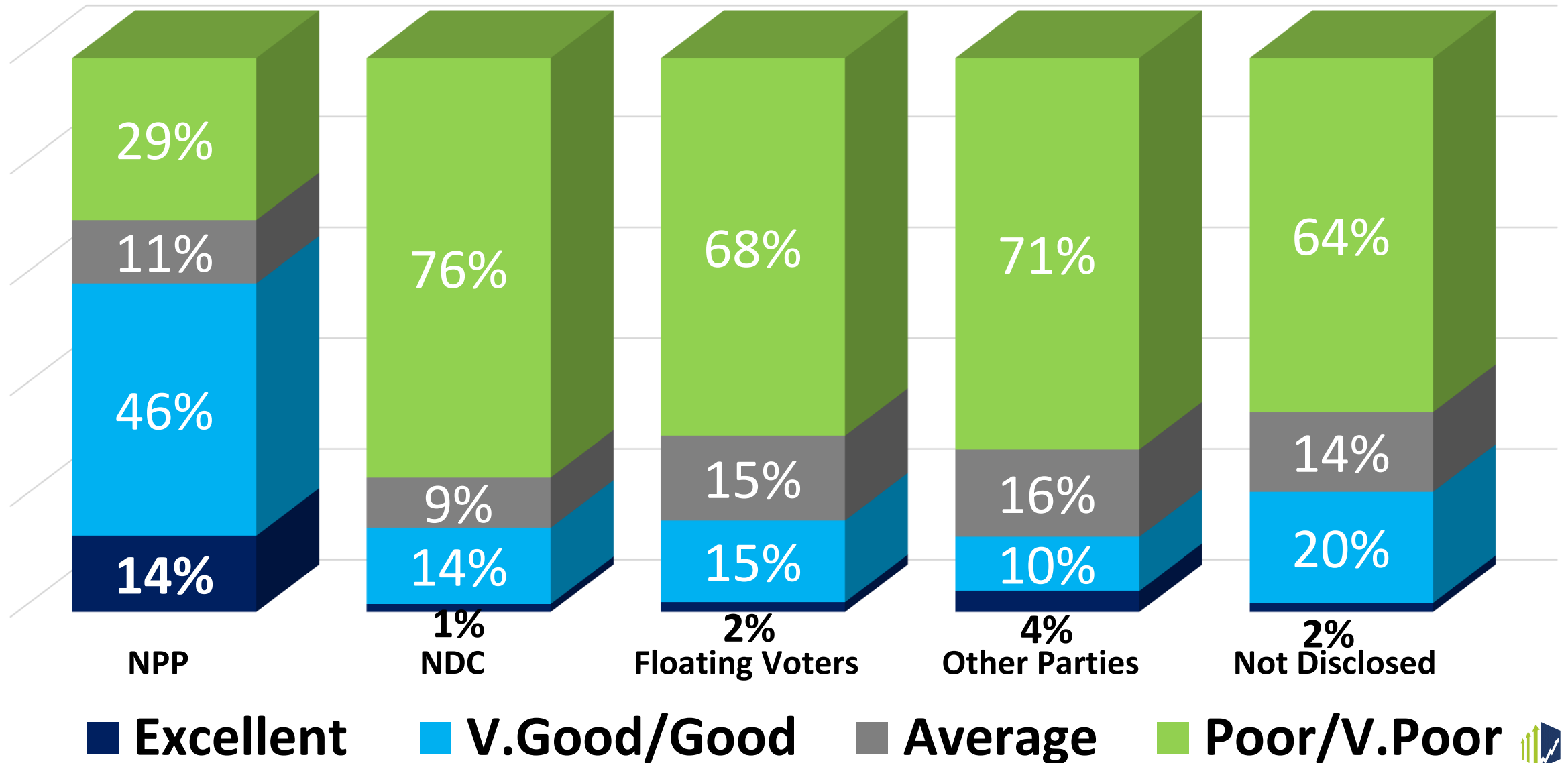
President's Job Approval – Party Affiliation



Performance of the Government



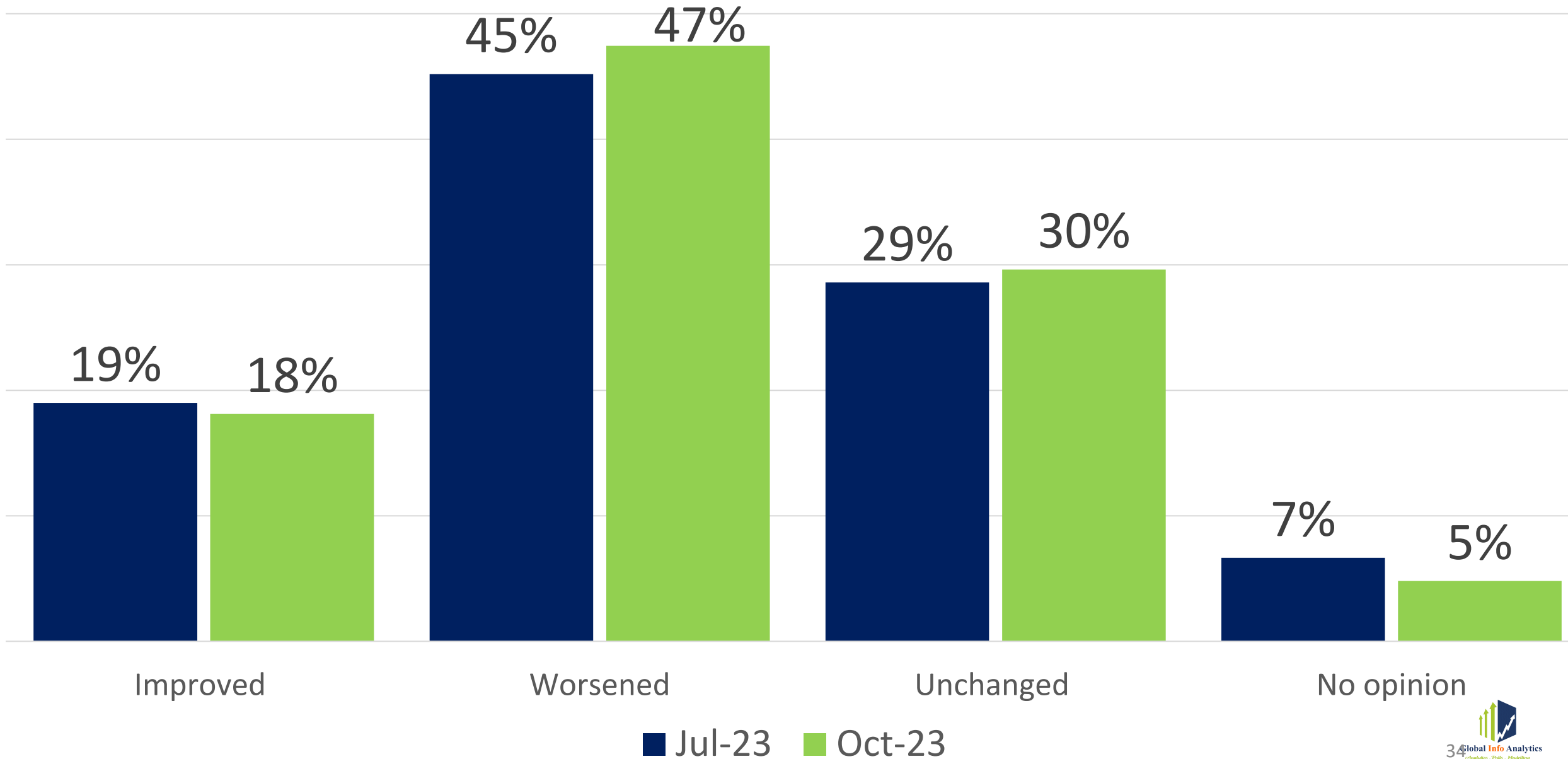
Performance of the Government-Party Affiliation



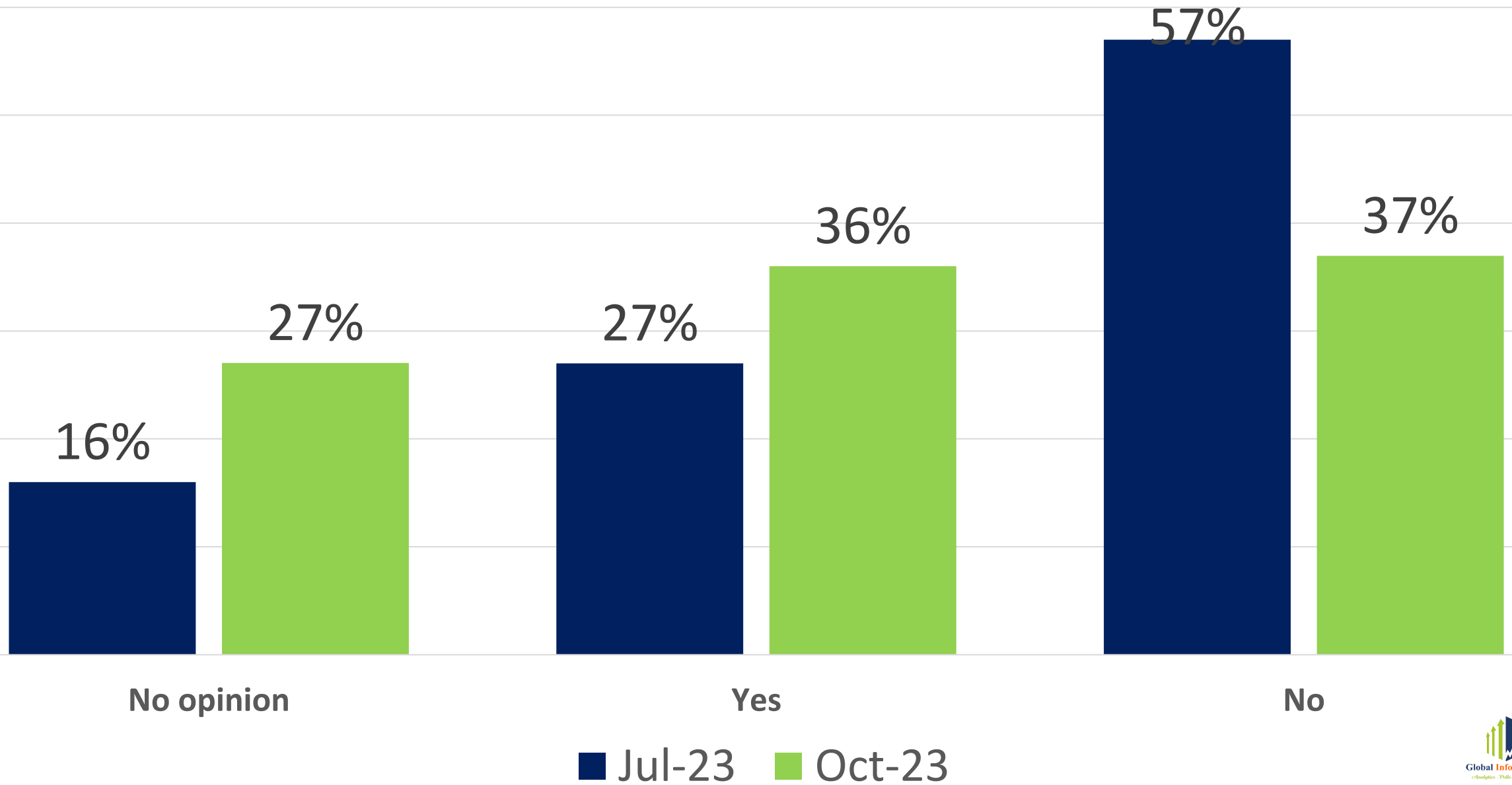


Standard of living

How do you describe your standard of living in the last 12 months



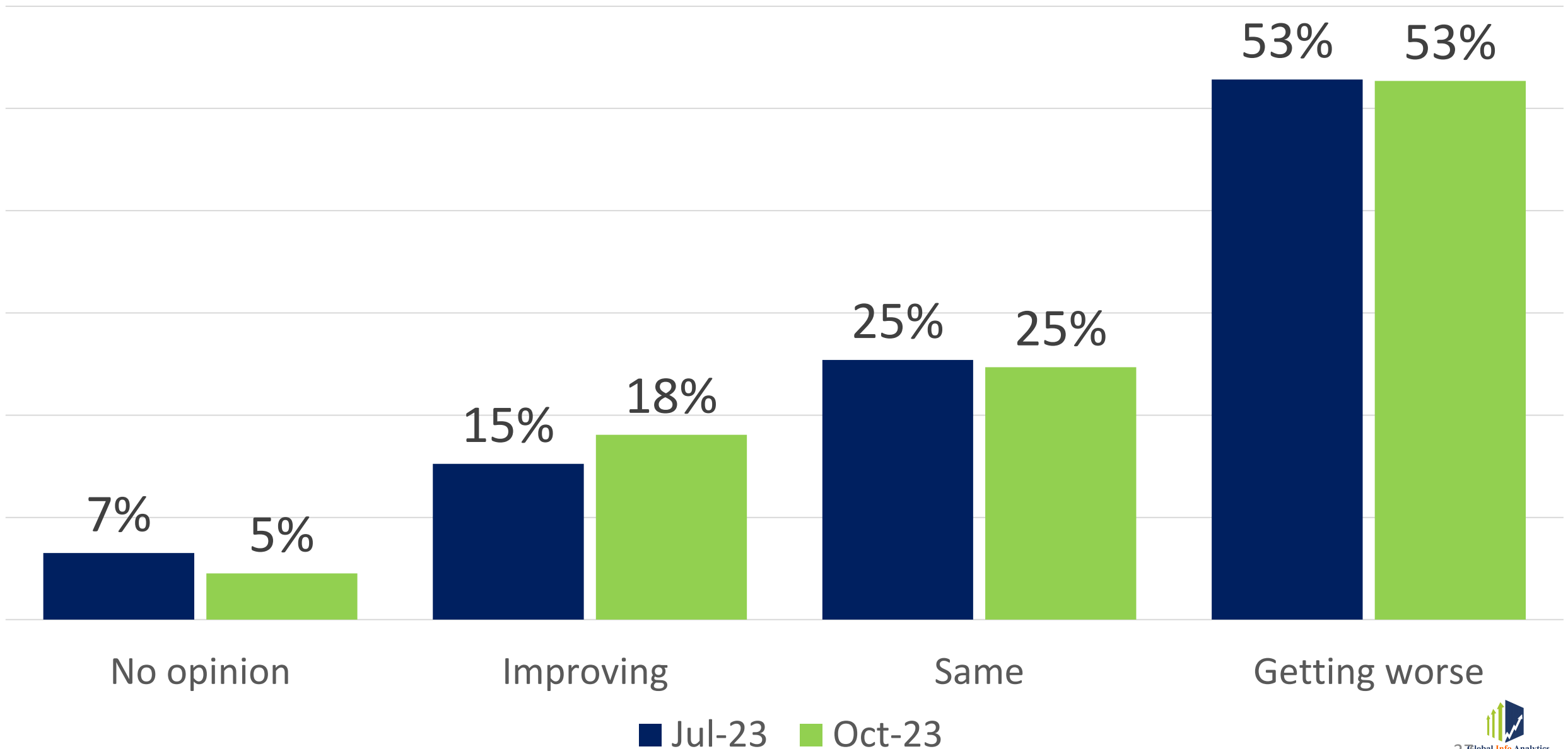
Optimism for improvement in standard of living in the next 12 months



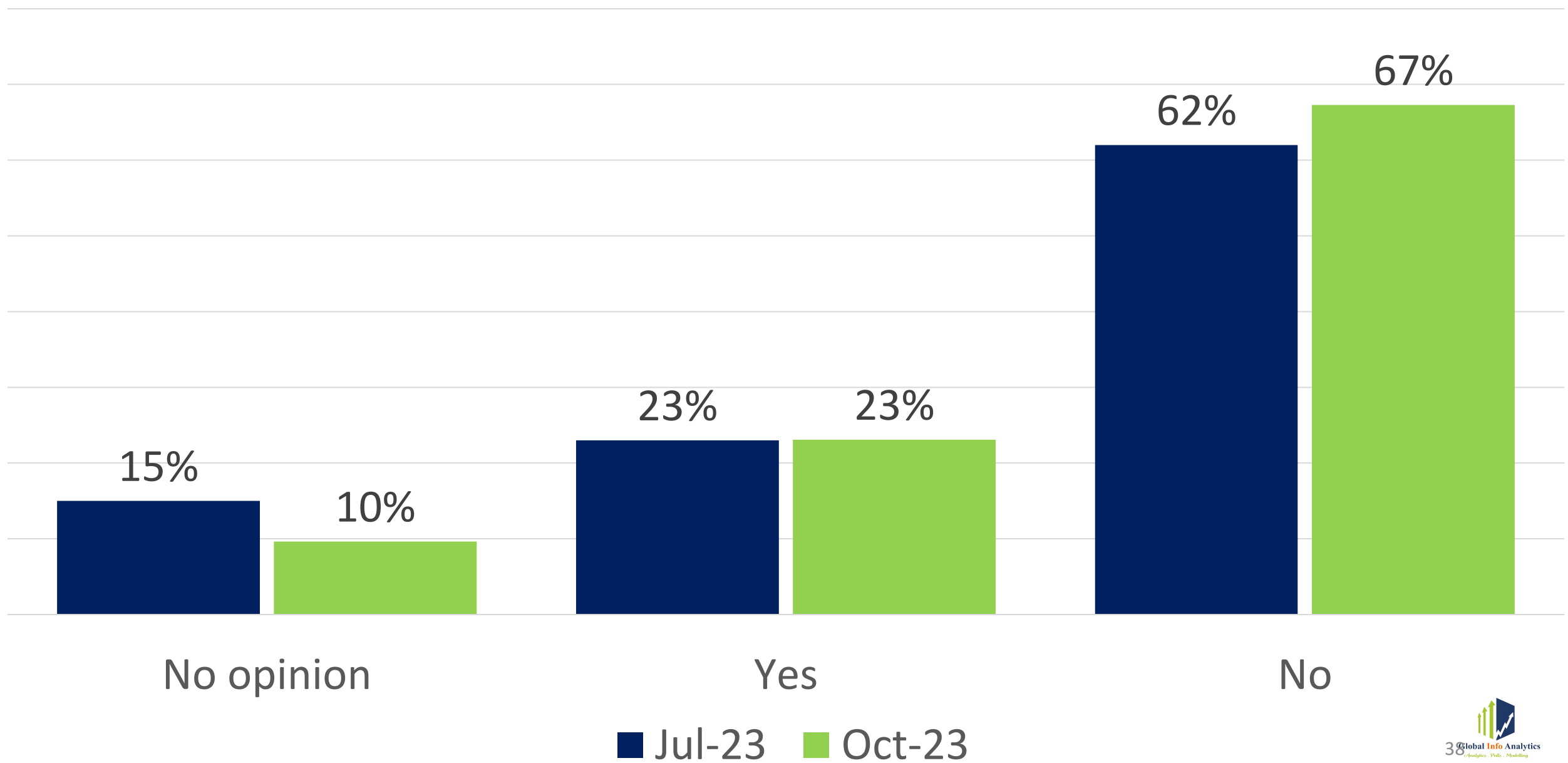


Corruption

State of Corruption in Ghana



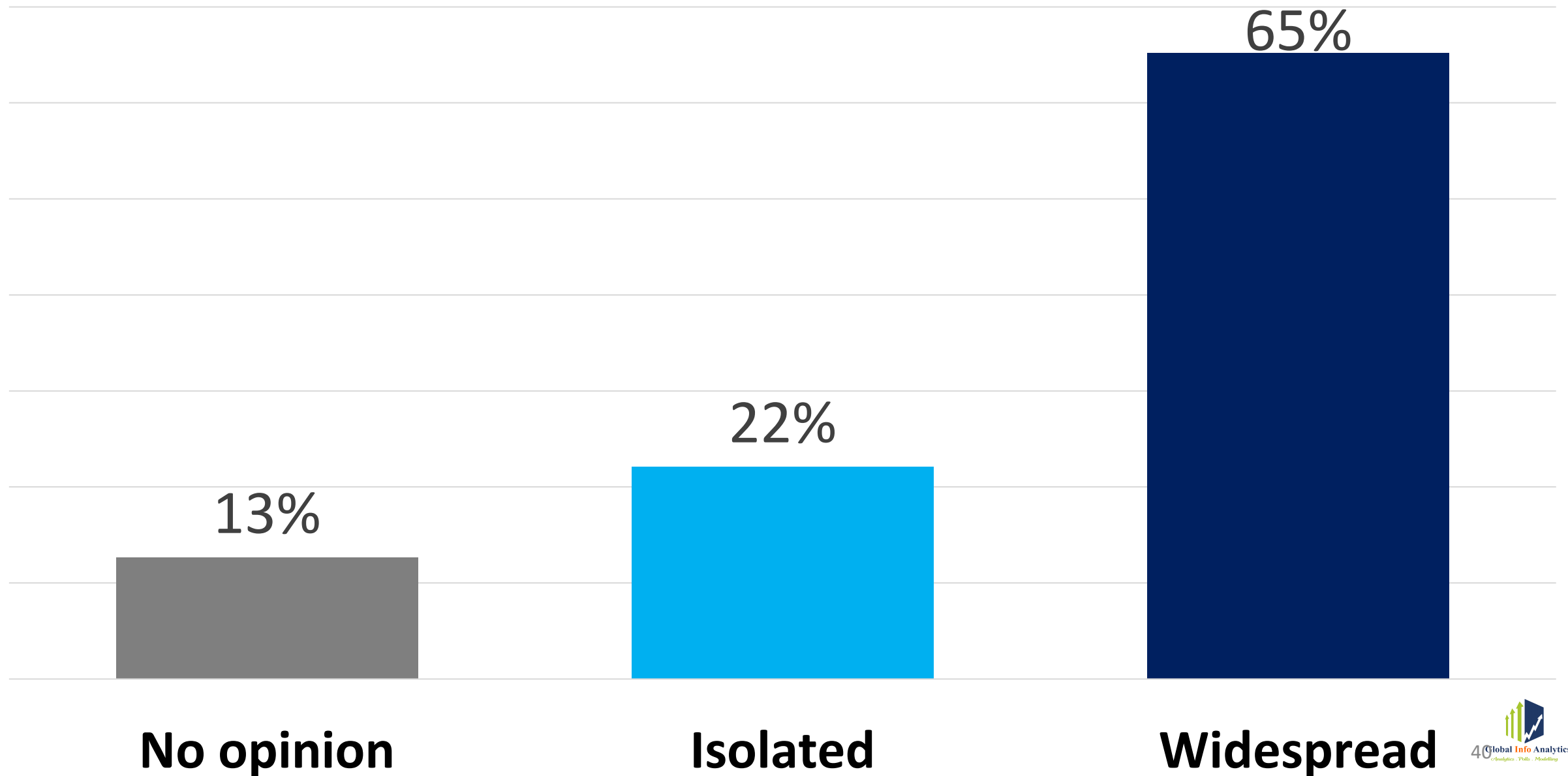
Is the government doing enough to fight corruption?



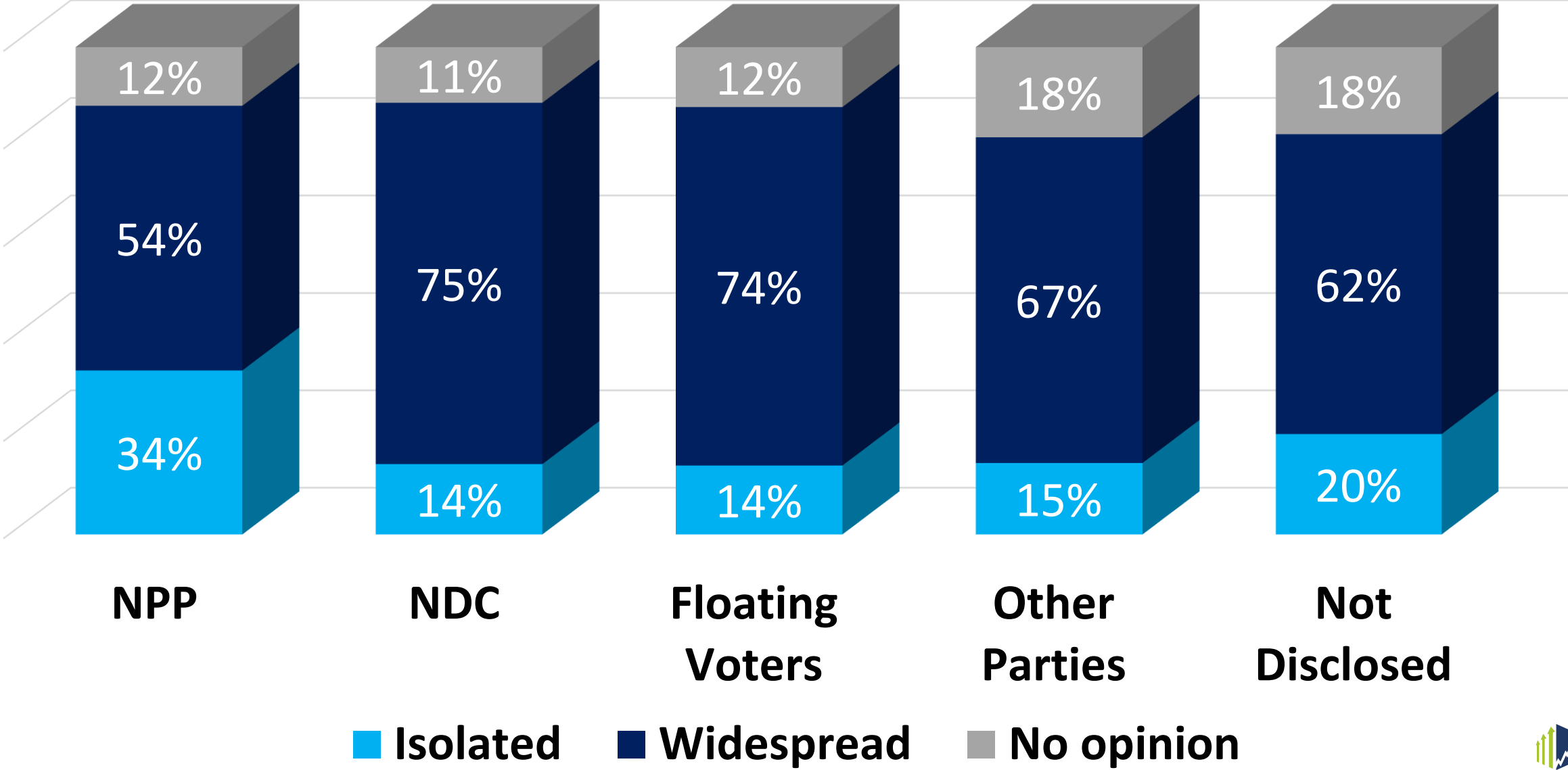


Cash hoarding by politicians

Do you share the view that the practice of hoarding cash at home is an isolated case or widespread among politicians



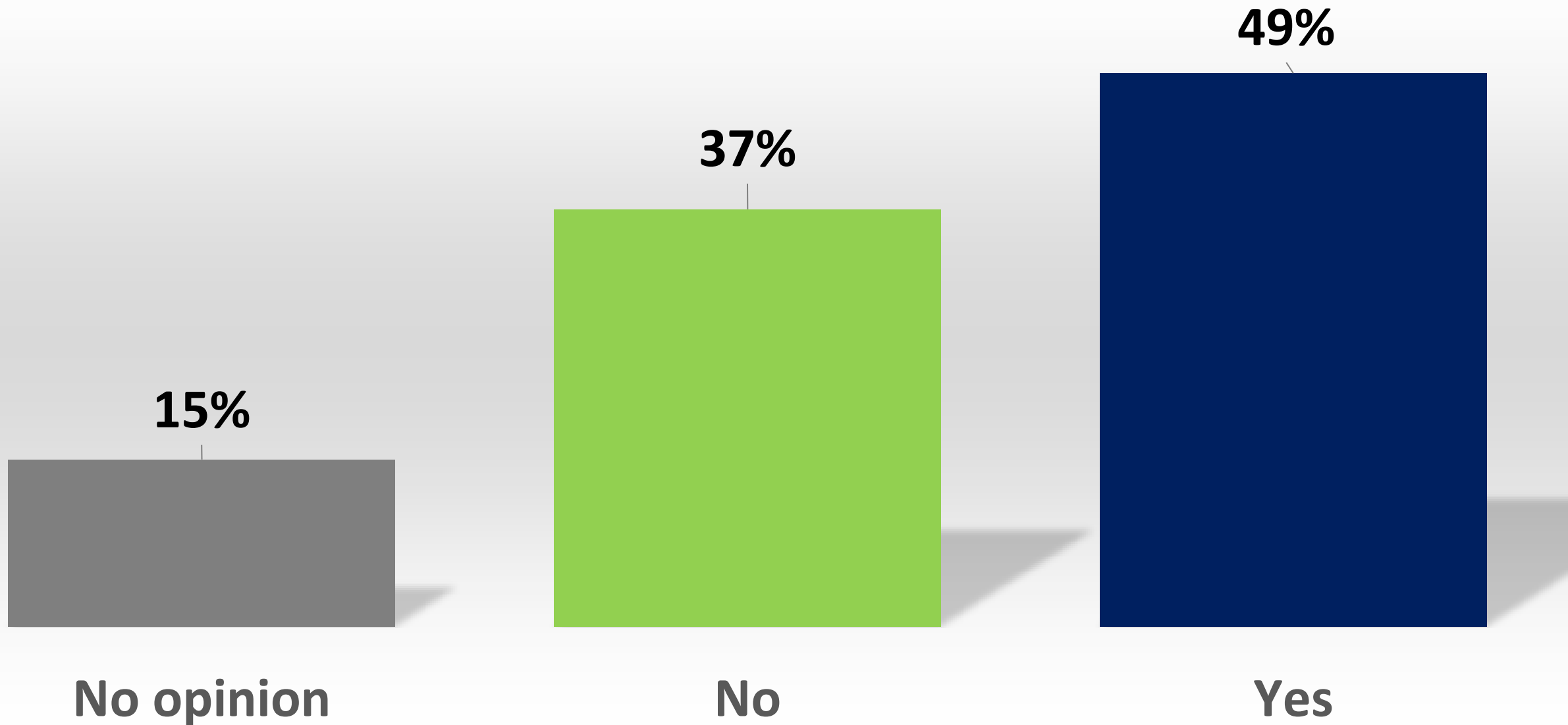
Practice of hoarding cash at home-Party Affiliations



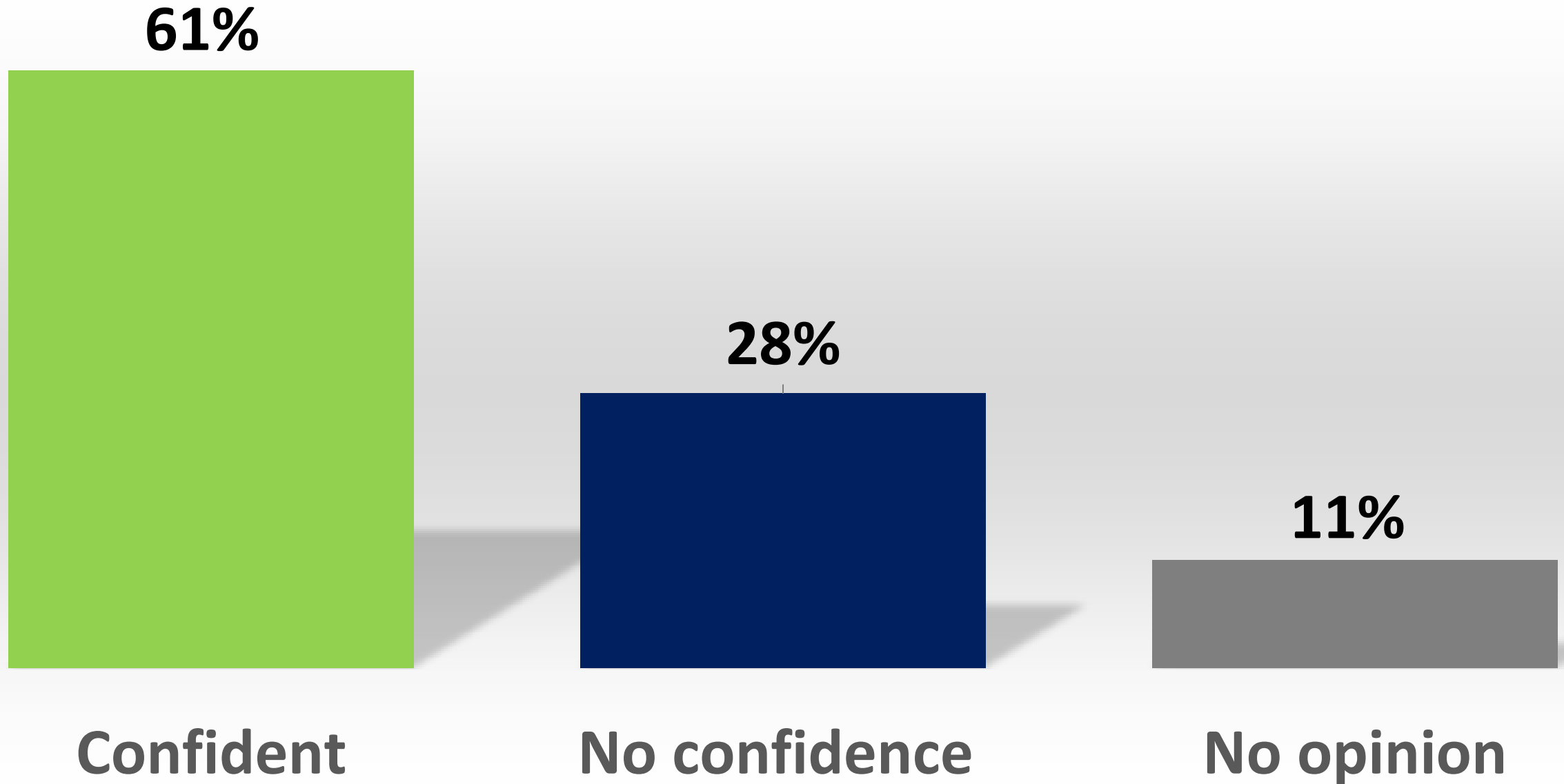


Confidence in the GPS and IGP

Do you believe that the Police will manage 2024 elections well?



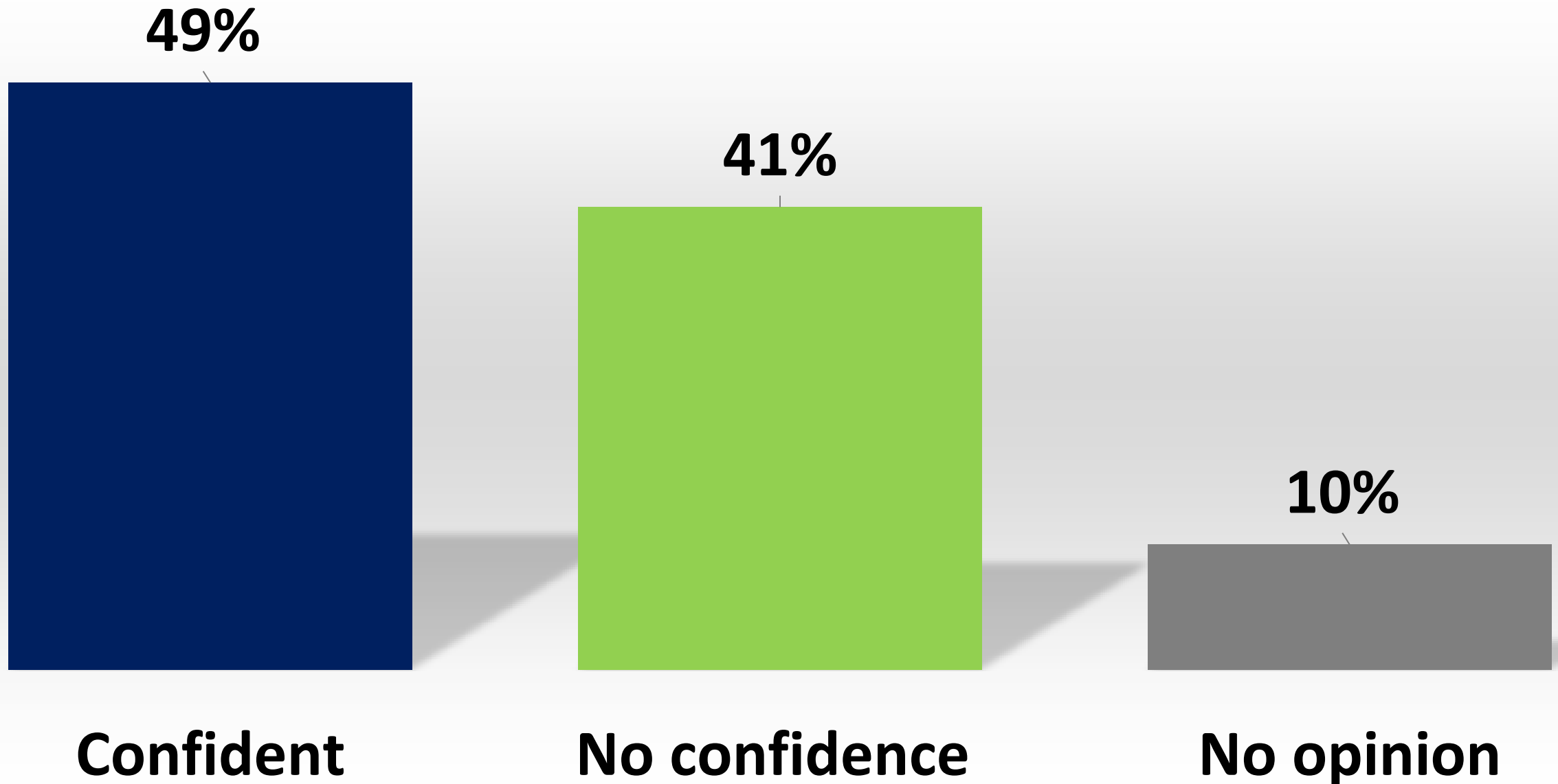
Confidence in the IGP



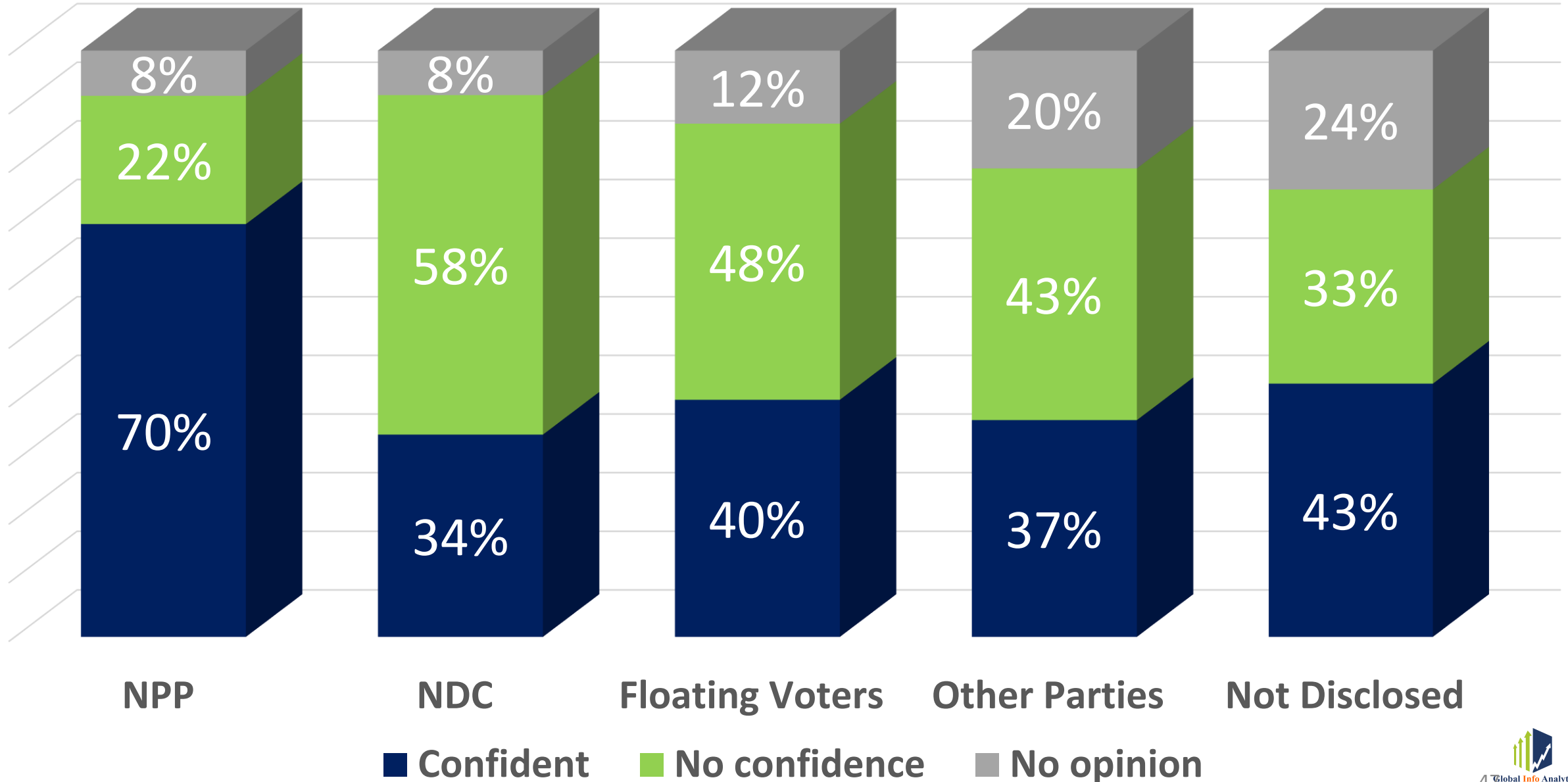


Confidence in the EC

Confidence in the Electoral Commission – Weighted



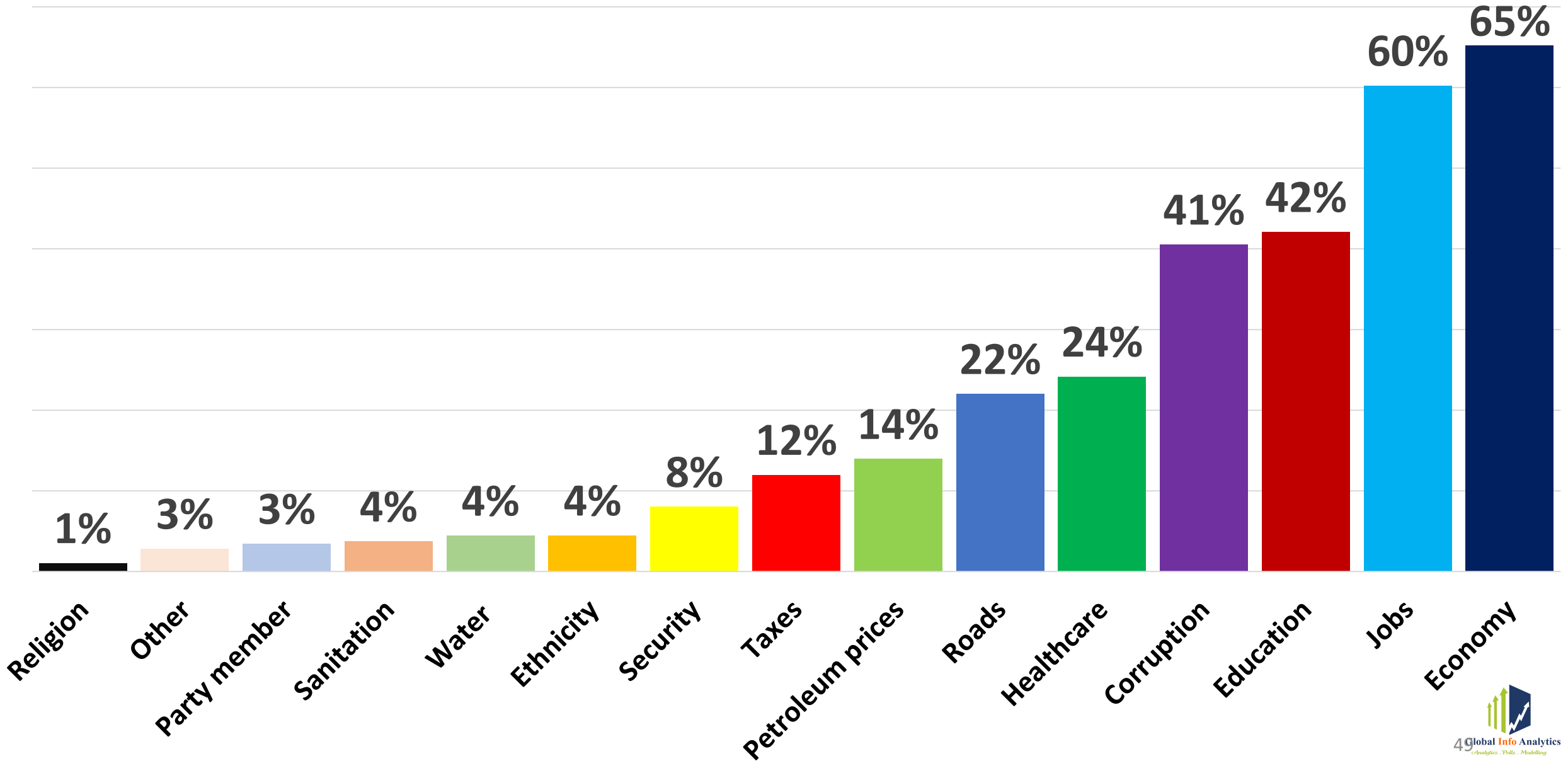
Confidence in the Electoral Commission-Party Affiliations





Primaries & 2024 General Elections

Key Issues for Voters





NPP Primaries



Who to Leads NPP- All Voters



2%



2%



16%



Undecided

35%



Kennedy O.
Agyapong

44%

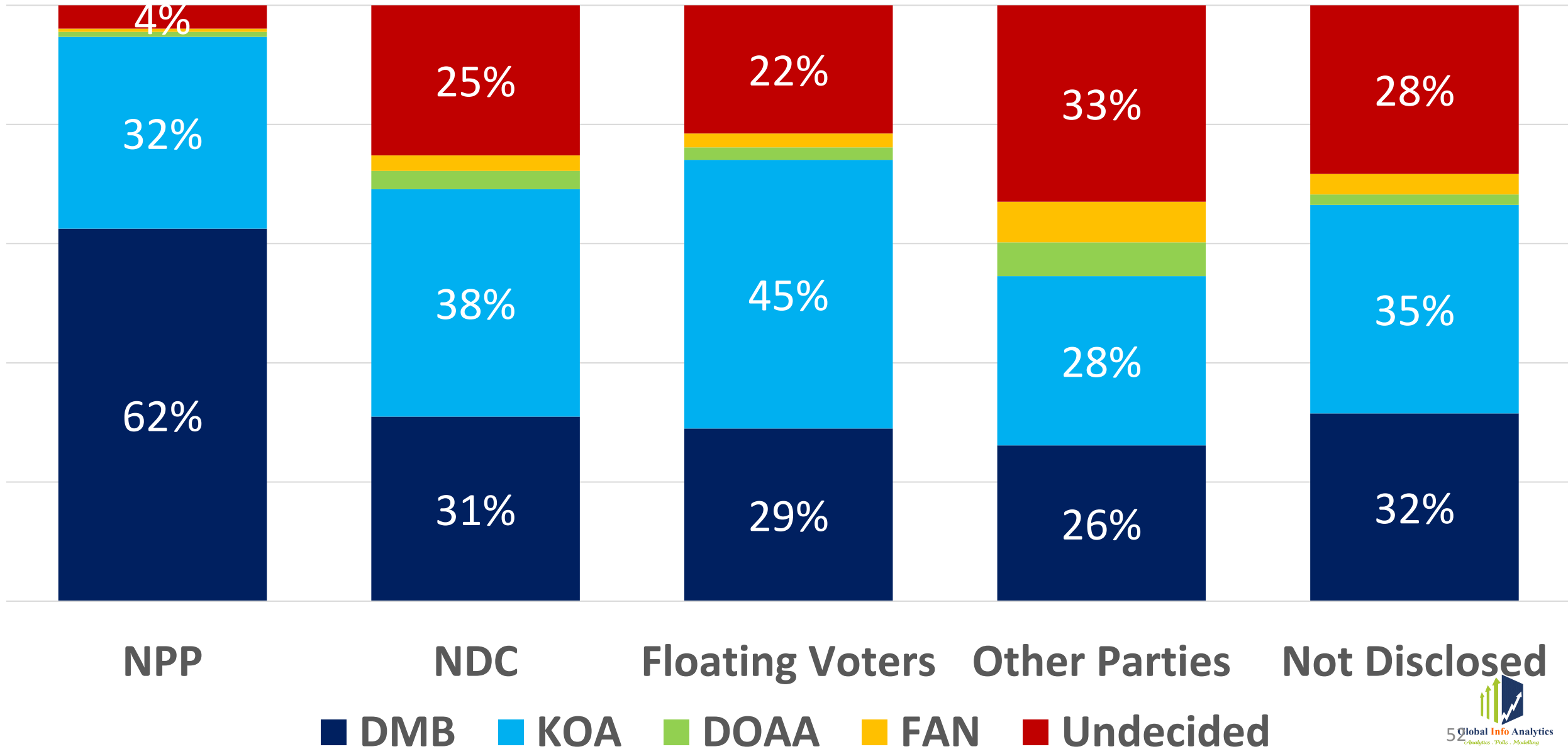


Dr Mahamudu
Bawumia

Francis Addai
Nimoh


Dr Owusu
Afriyie Akoto

Who to Lead NPP – Party Affiliation



Leads NPP- Delegates Sept. 10th, 2023

45%



DMB

18%



KOA



0%

DAA



0%

FAN

17%



**Not
Disclosed**

20%



Undecided

NPP Race in the Swing Regions

39%



38%



2%



2%



19%



**Kennedy O.
Agyapong**

**Dr Mahamudu
Bawumia**

**Francis Addai
Nimoh**

**Dr Owusu Afriyie
Akoto**

Undecided

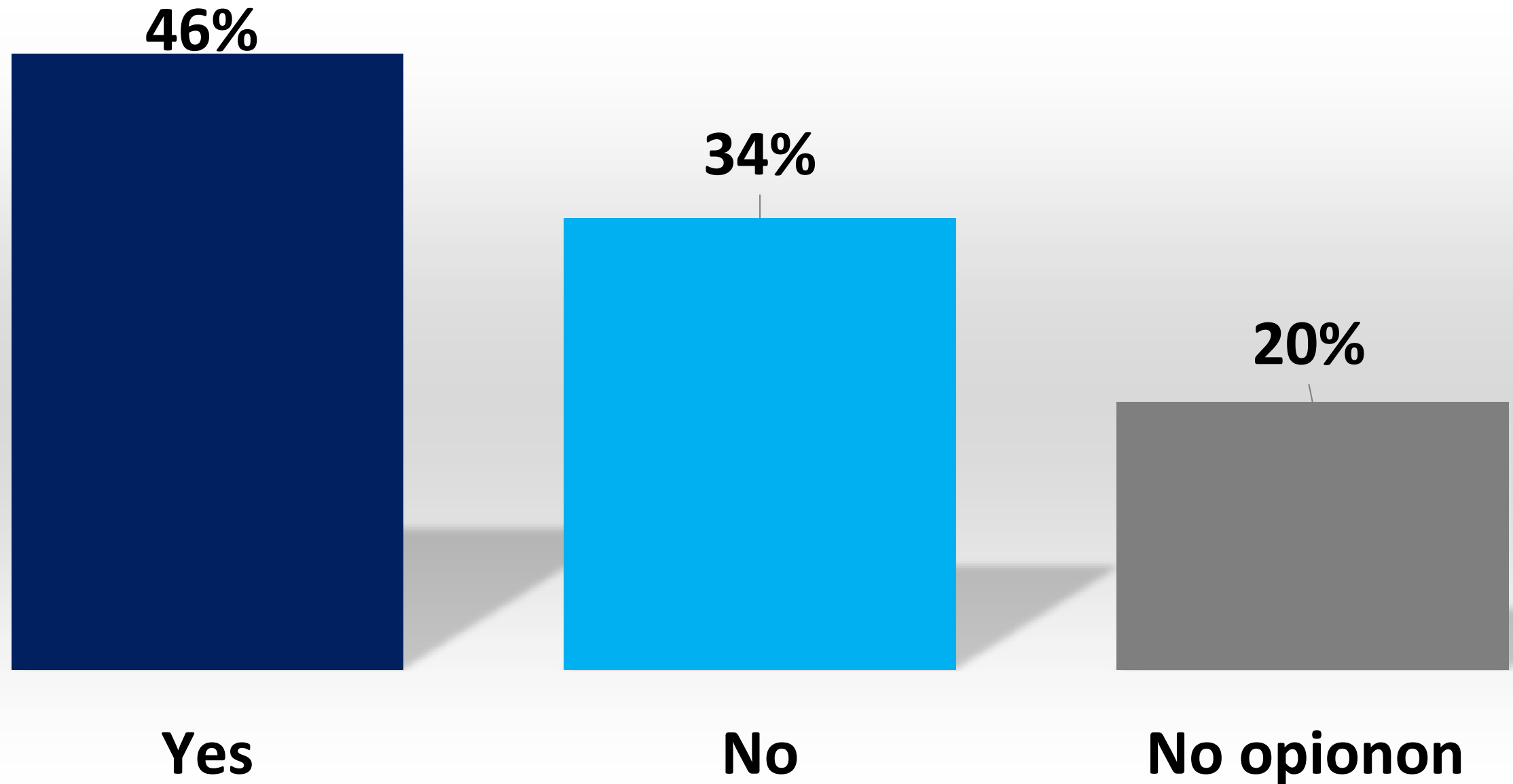
2024 General Election



Global Info Analytics

Analytics . Polls . Modelling

Do you share the view that Alan Kyeremanten's resignation will affect NPP's chances in 2024?



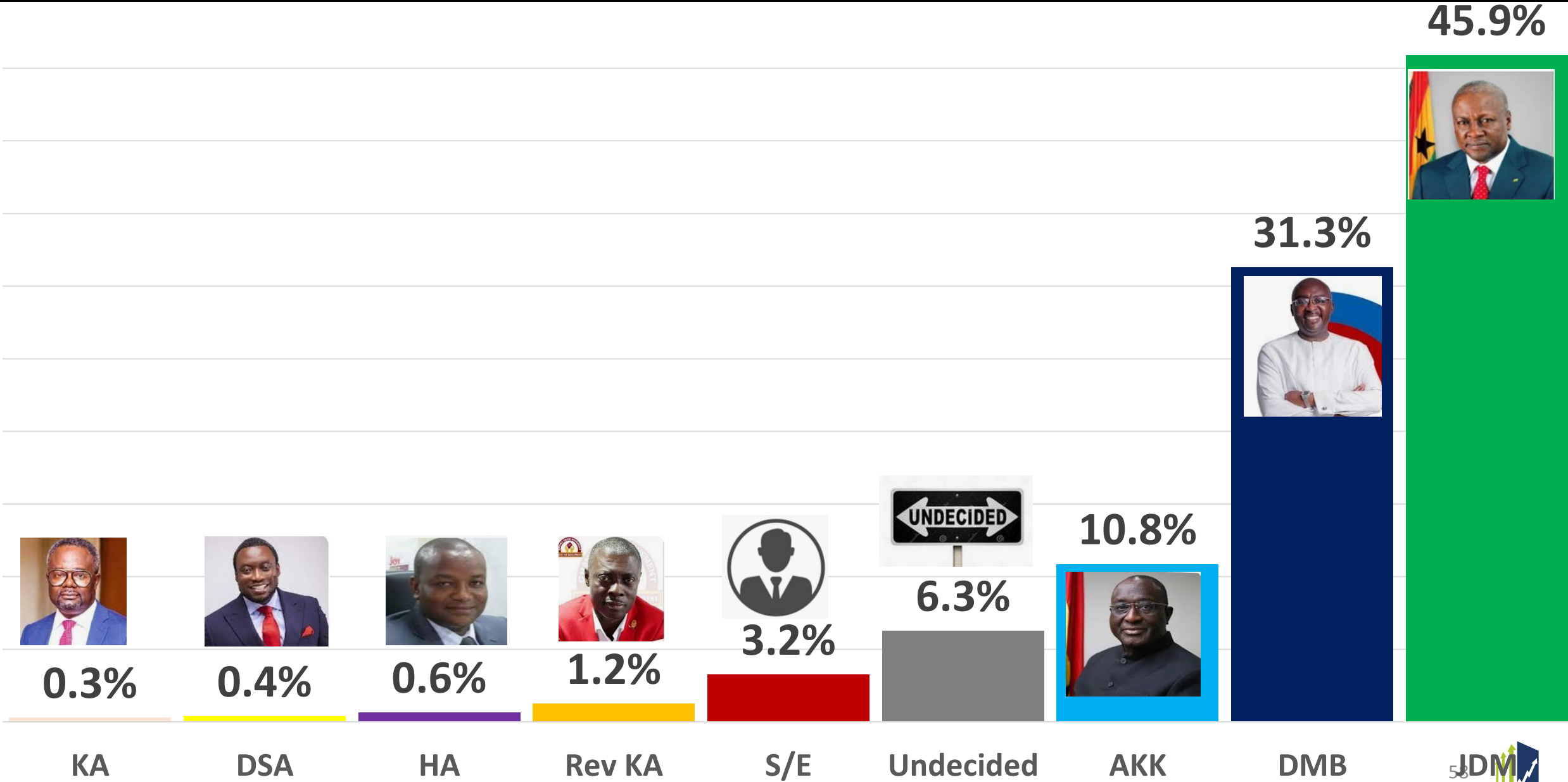


Global Info Analytics

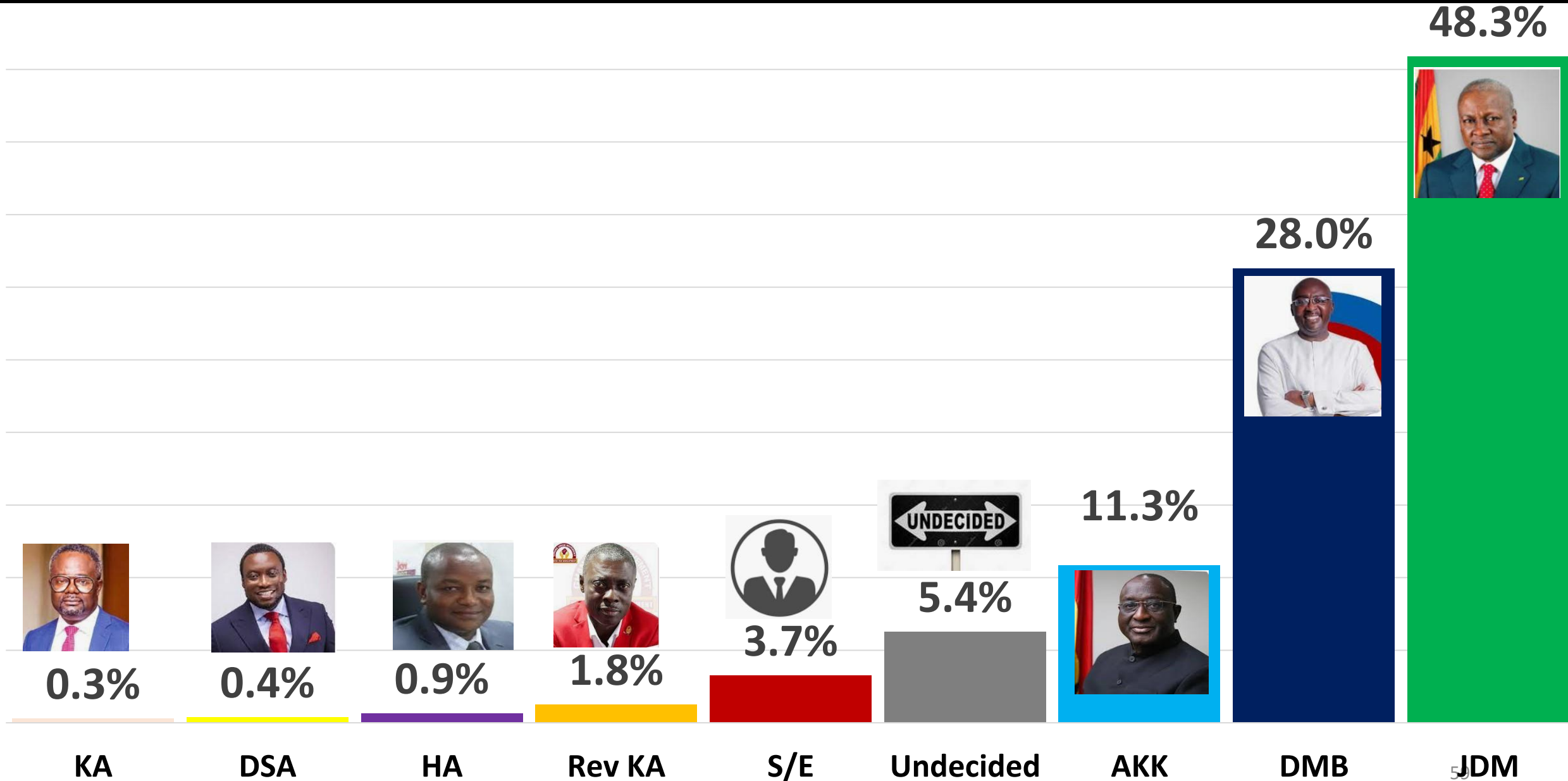
Analytics . Polls . Modelling

H.E John D. Mahama,
H.E Dr. M. Bawumia
& Alan Kyeremanten,
others

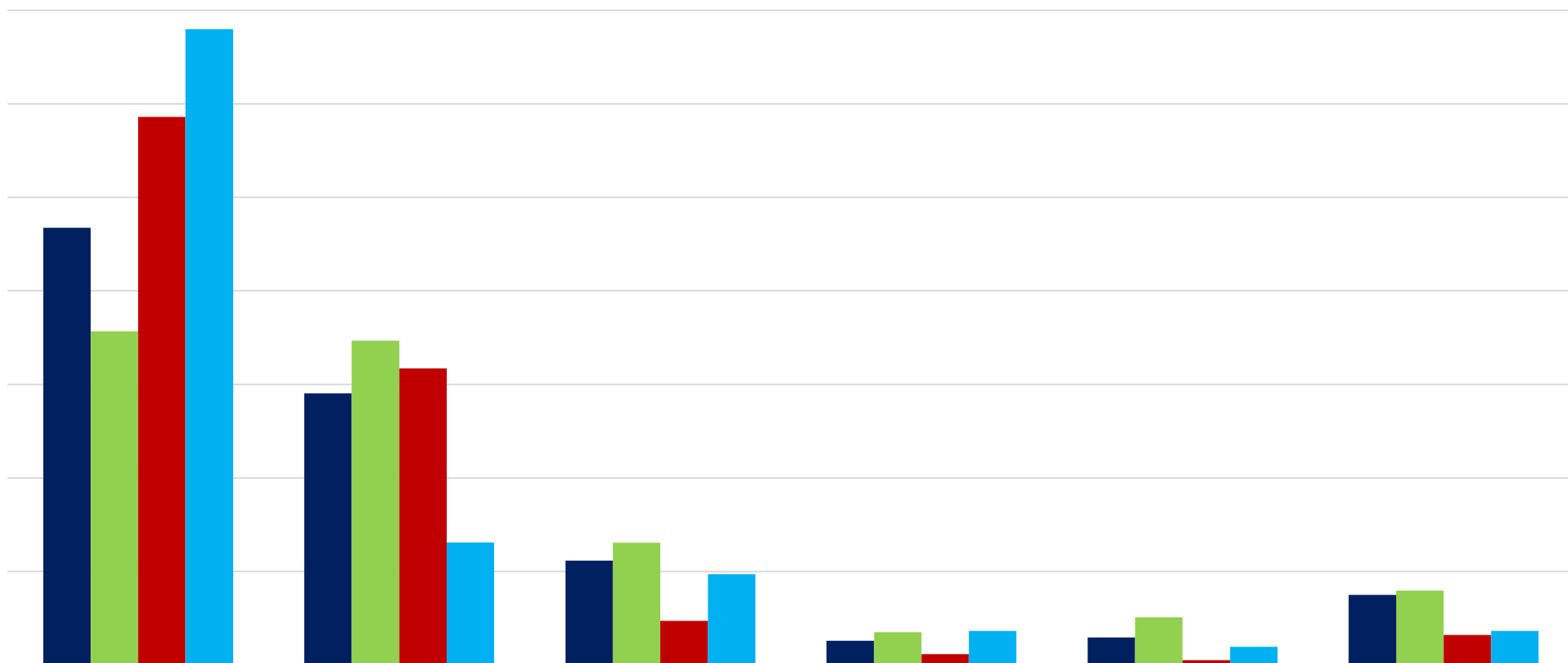
General Election- JDM-DMB-AKK-Unweighted



General Election- JDM-DMB-AKK-Weighted

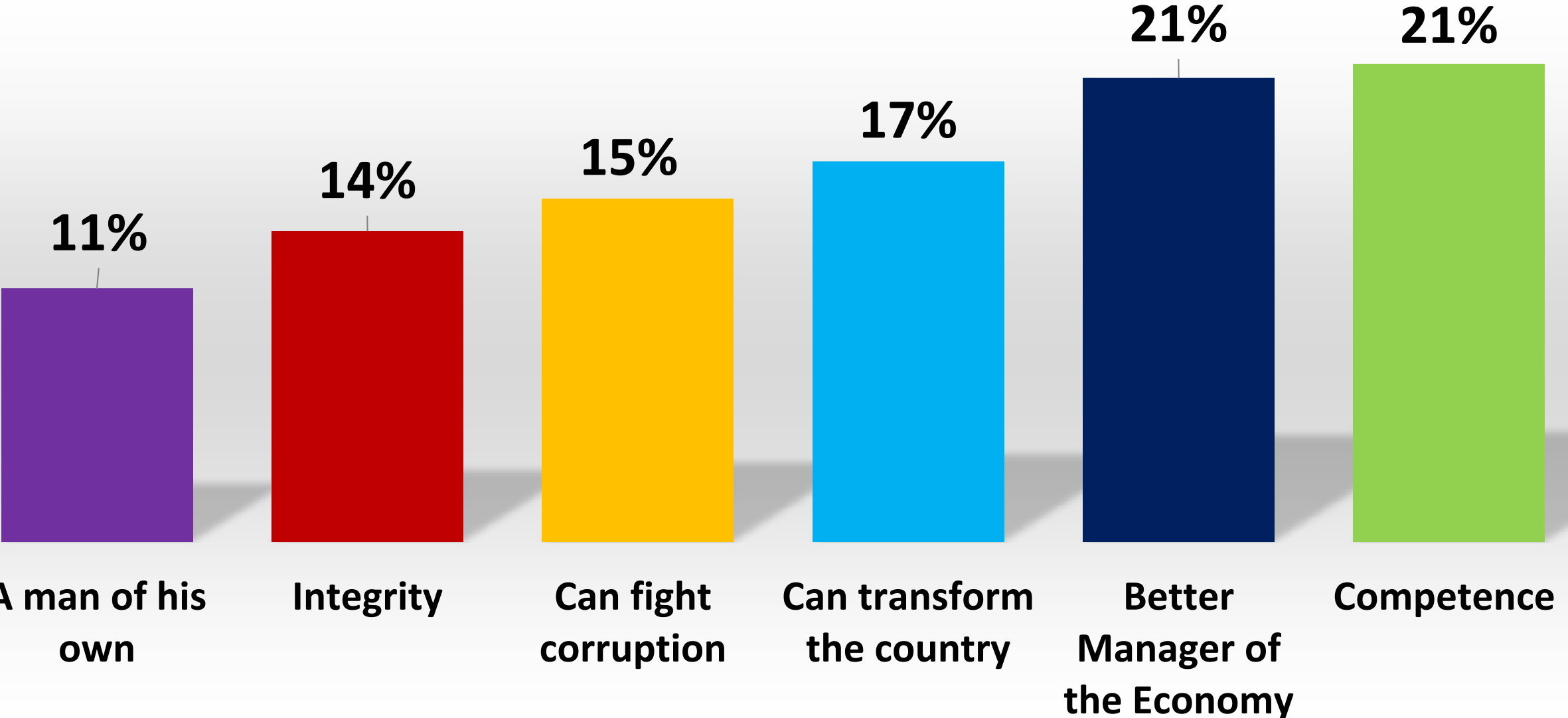


General Election- JDM-DMB-AKK –Regional Blocs

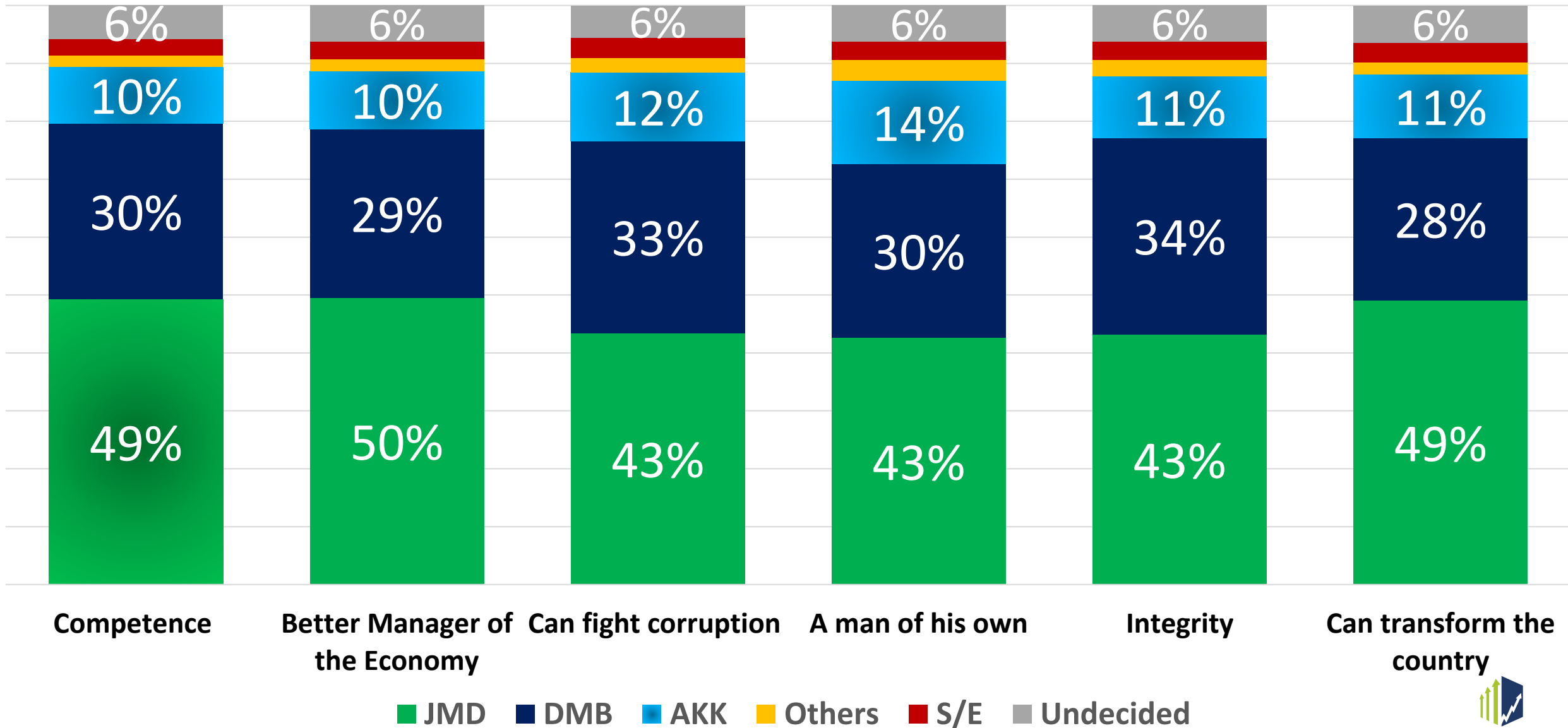


	JDM	DMB	AKK	Others	S/E	Undecided
■ Swing Regions	47%	29%	11%	3%	3%	7%
■ Akan Regions	36%	35%	13%	4%	5%	8%
■ Northern Regions	59%	32%	5%	1%	1%	3%
■ Volta-Oti	68%	13%	10%	4%	2%	4%

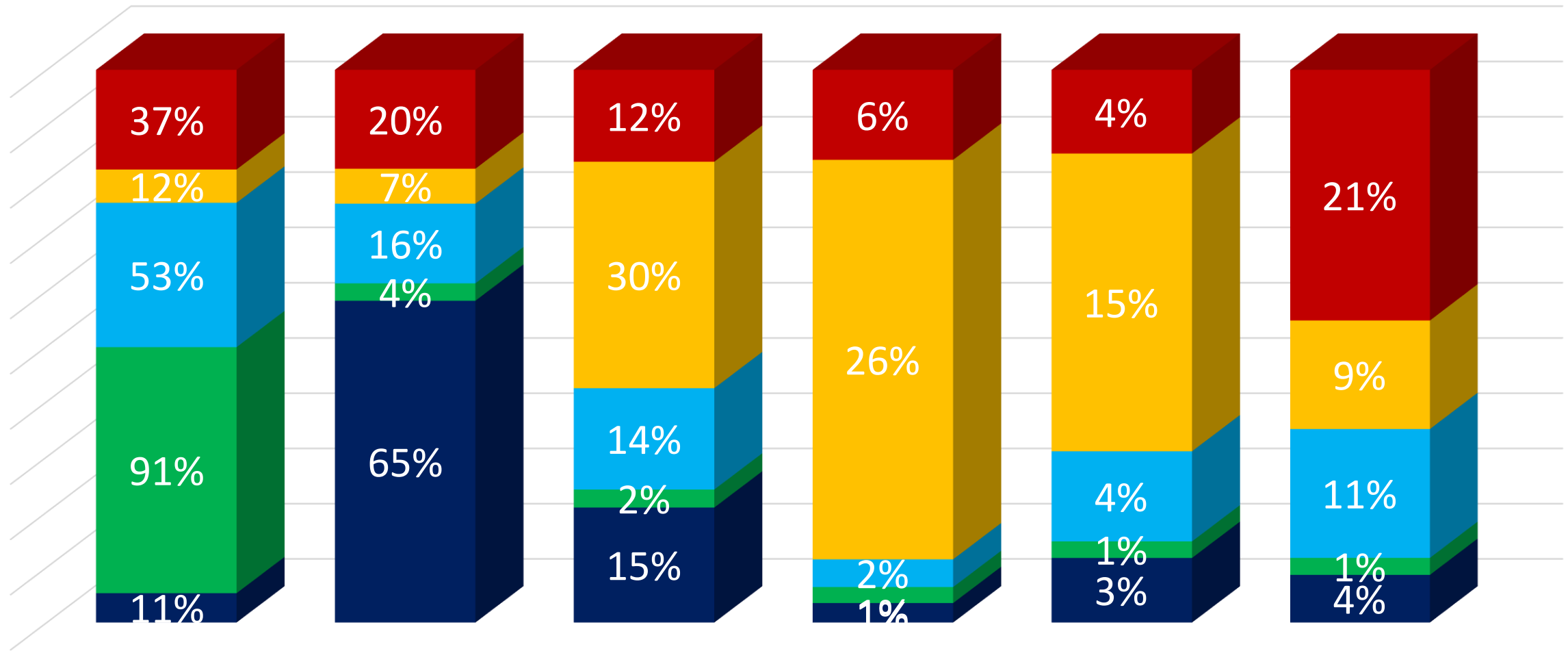
Reasons Informing Voters Choice of Candidates



Reasons for Choice of Candidate- JDM-DMB-AKK



JDM-DMB-AKK – Party Affiliations



JMD

DMB

AKK

Others

S/E

Undecided

■ NPP

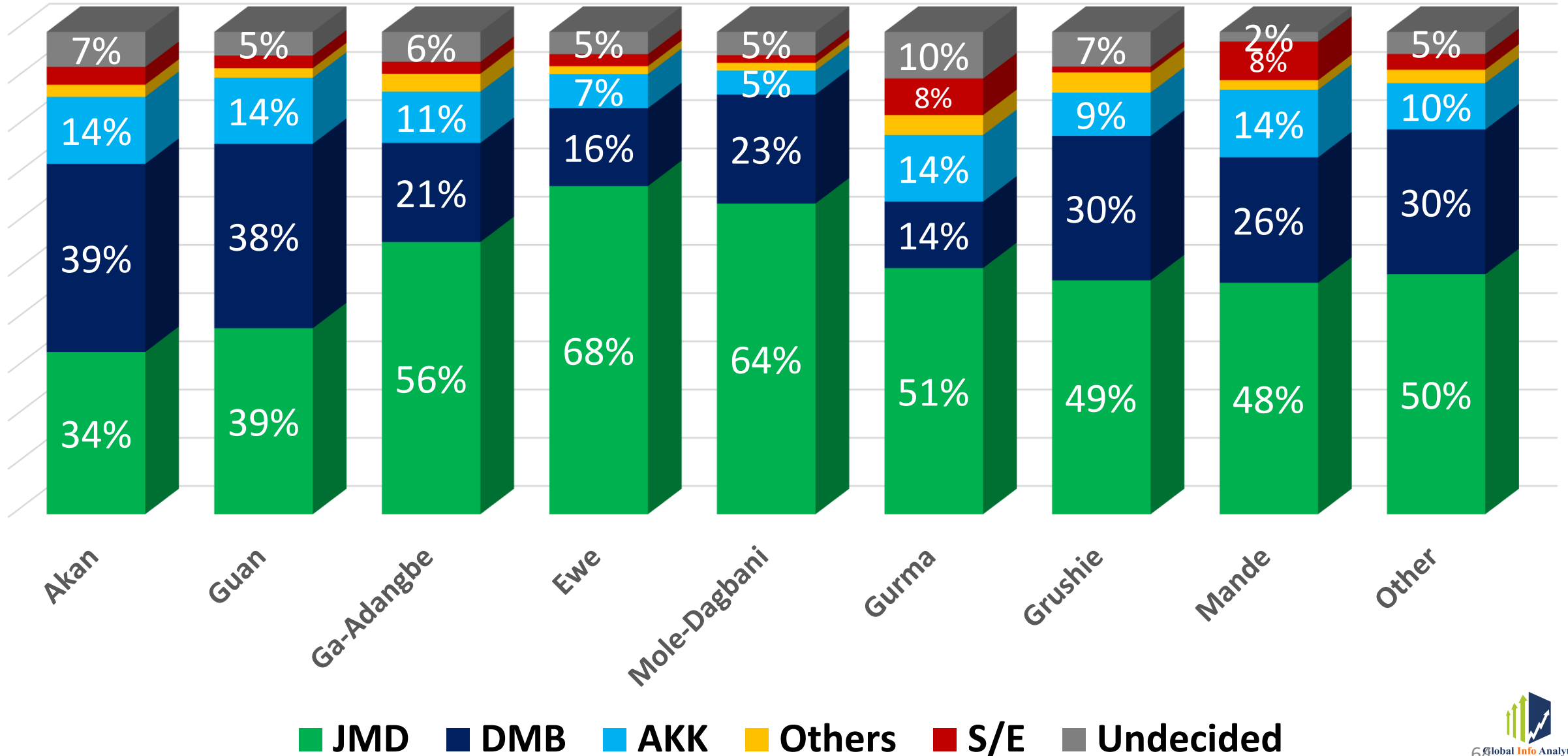
■ NDC

■ Floating Voters

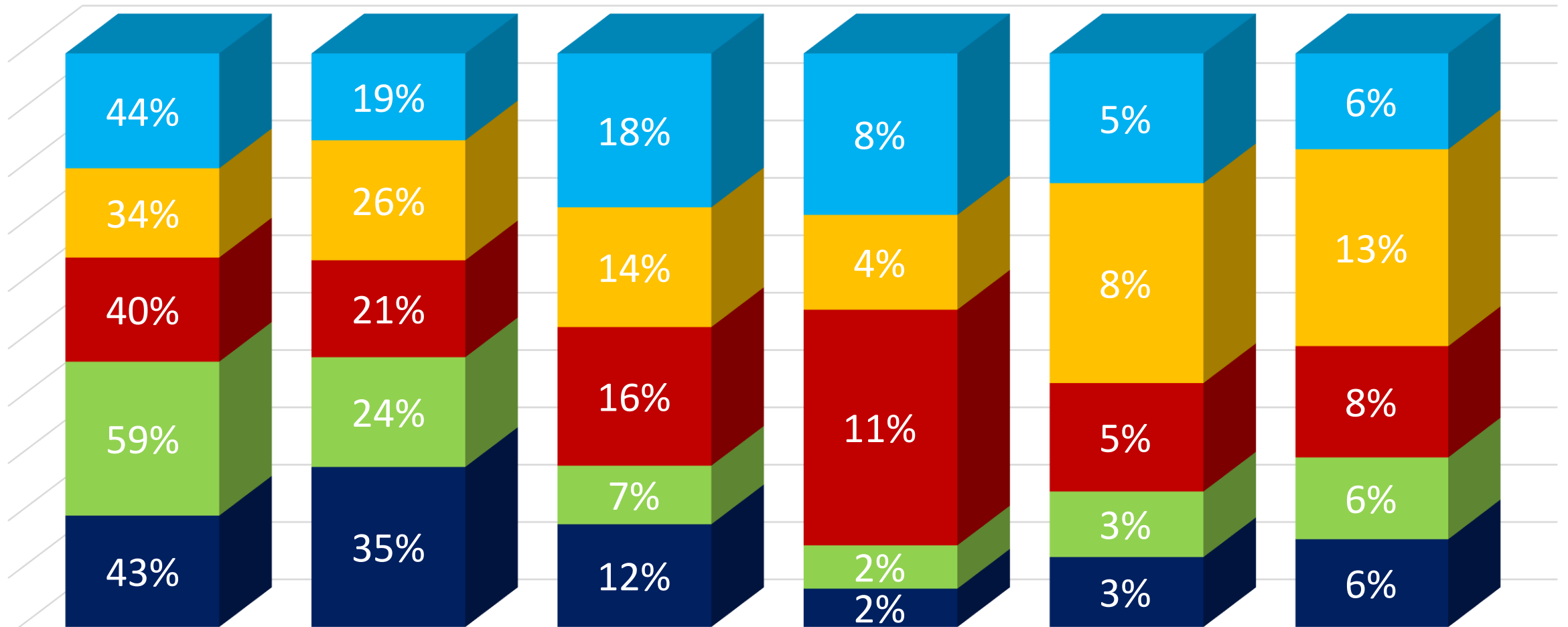
■ Other Parties

■ Not Disclosed

JDM-DMB-AKK – Ethnicity



JDM-DMB-AKK– Religion



JMD

DMB

AKK

Others

S/E

Undecided

■ Christianity

■ Islam

■ Traditional

■ Others

■ Non-religious

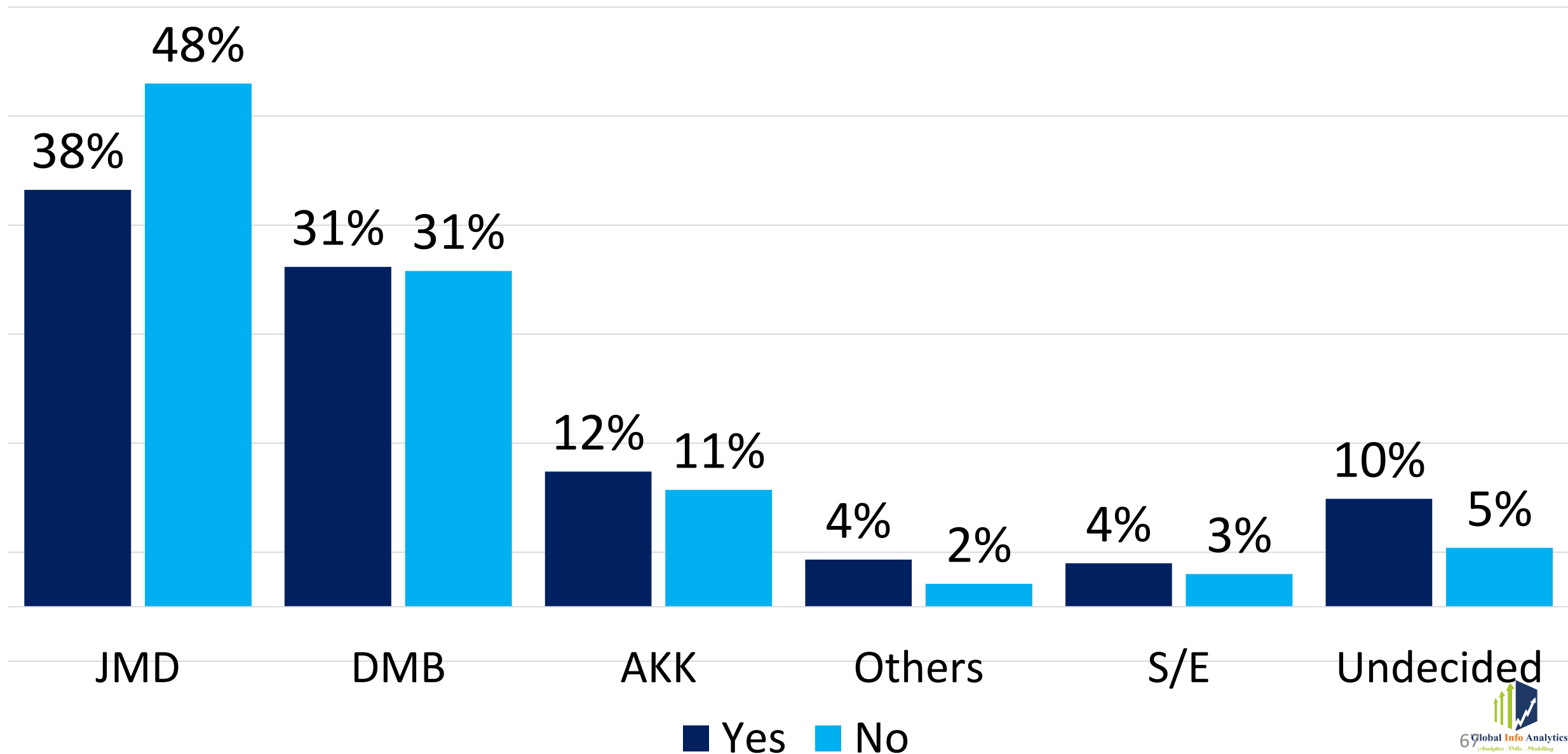
First-time
voters v
Experienced



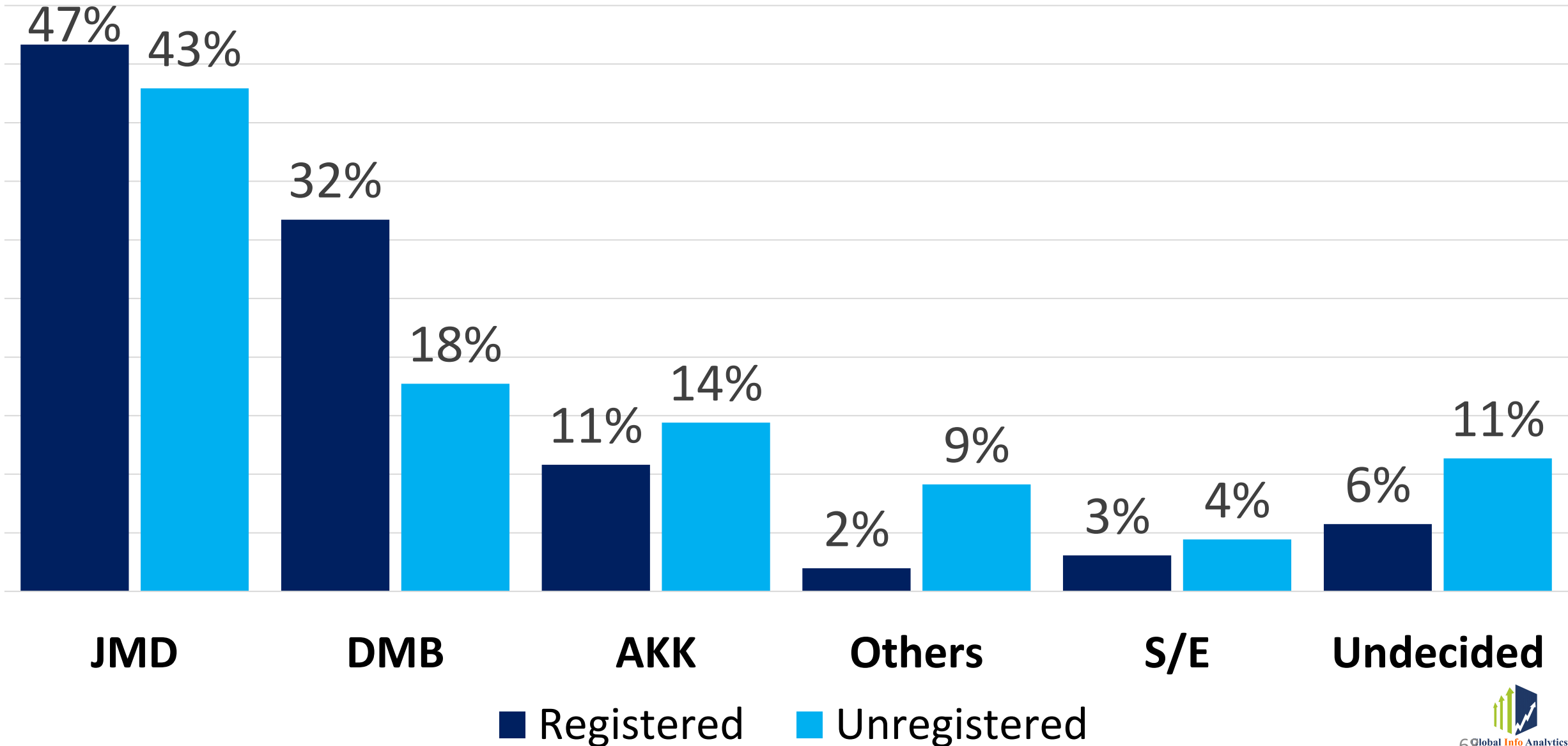
lobal Info Analyt

Analytics . Polls . Modelling

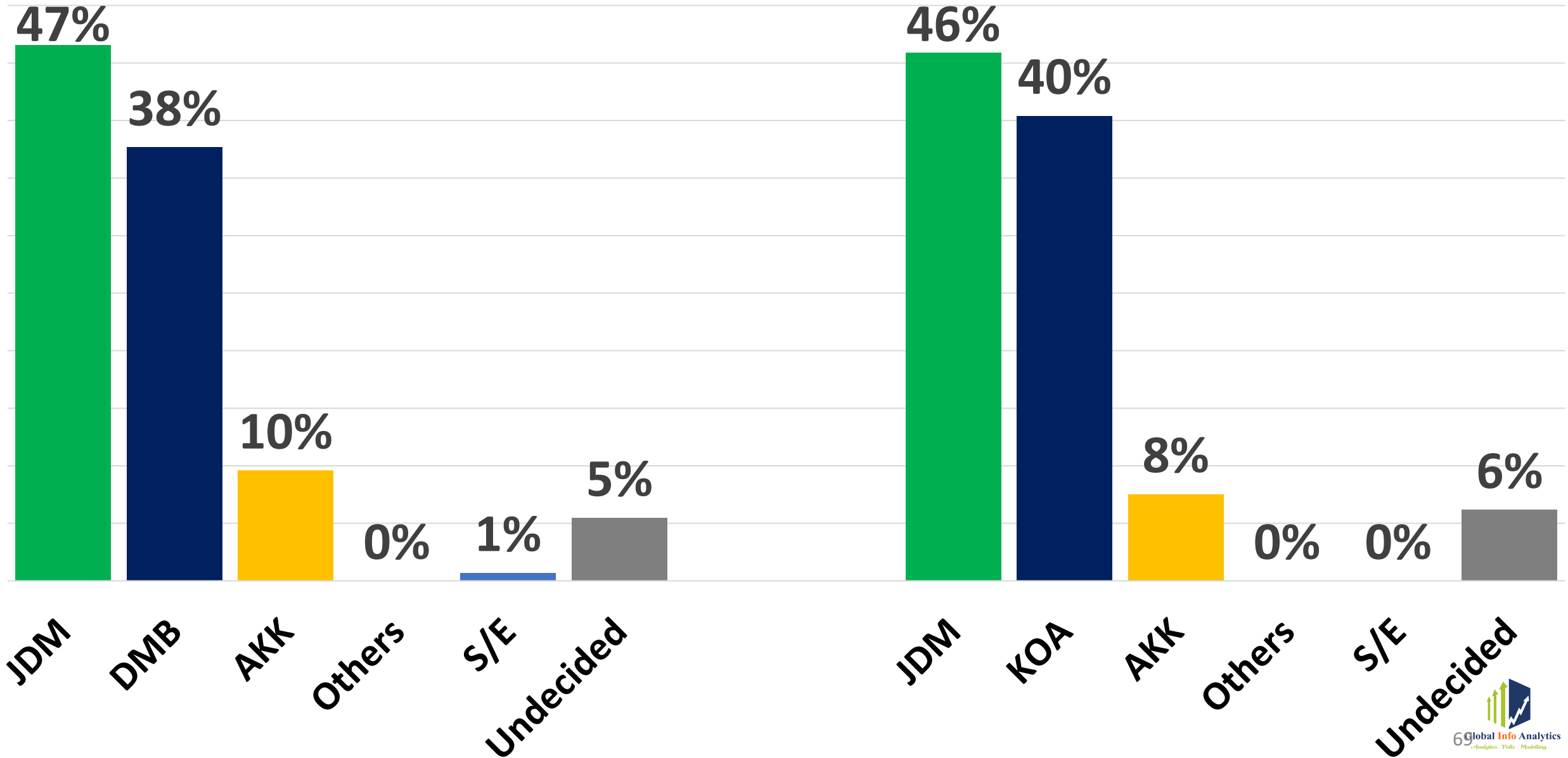
Are you a First-time voter?



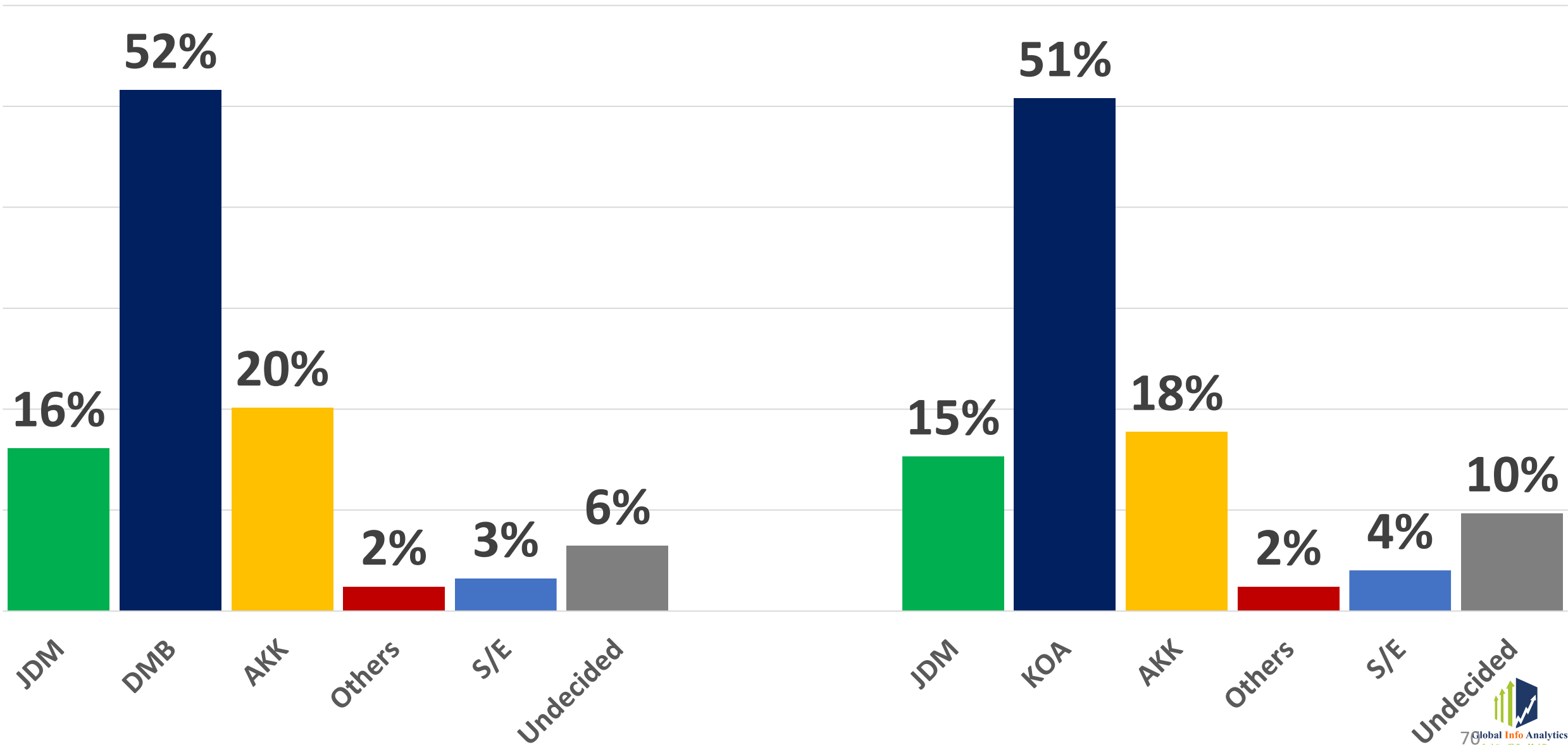
JDM-DMB-AKK– Registered v Unregistered Voters




Voting Intentions of Registered First-Time Voters in GAR



Registered First-Time Voters in Ashanti Regions



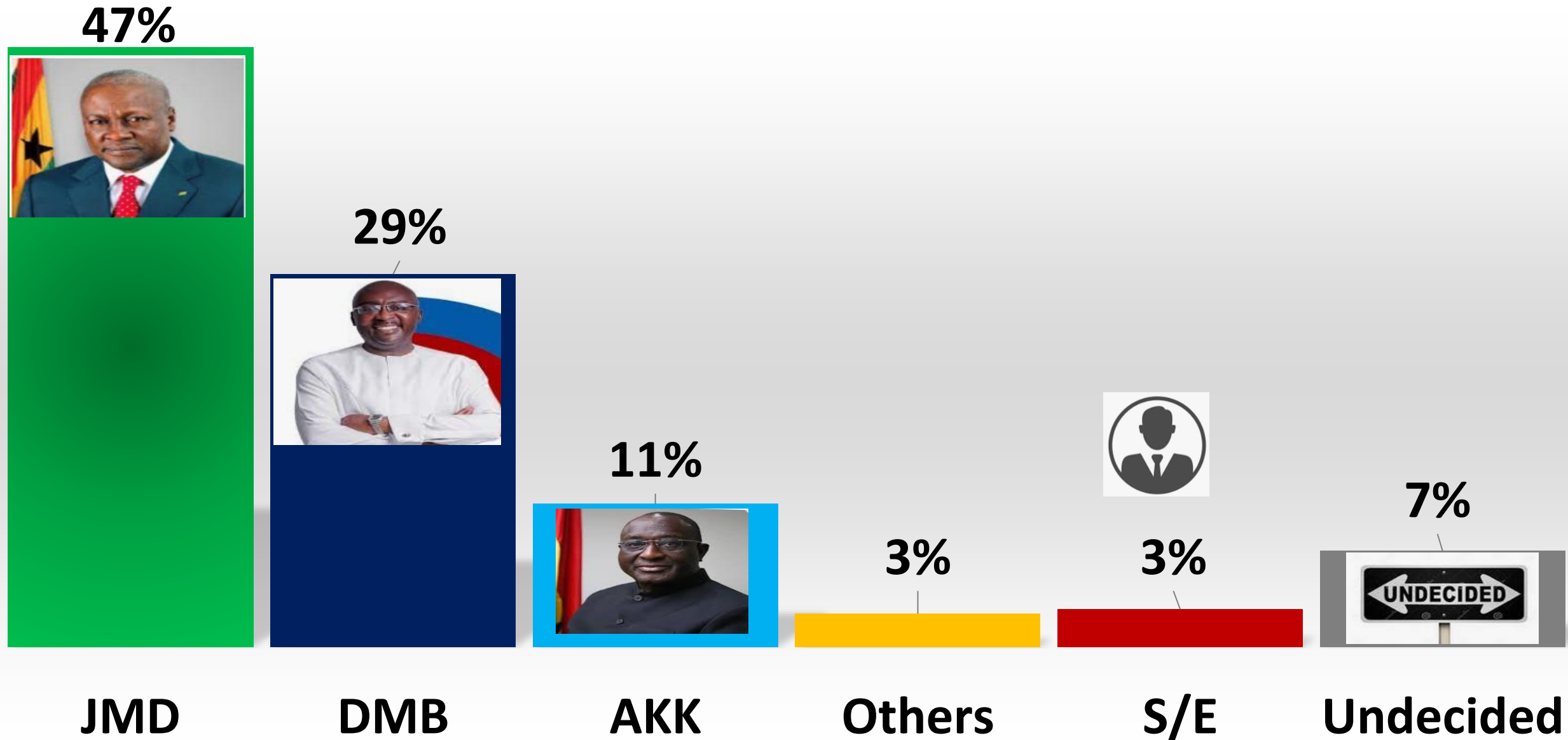
Swing
Regions



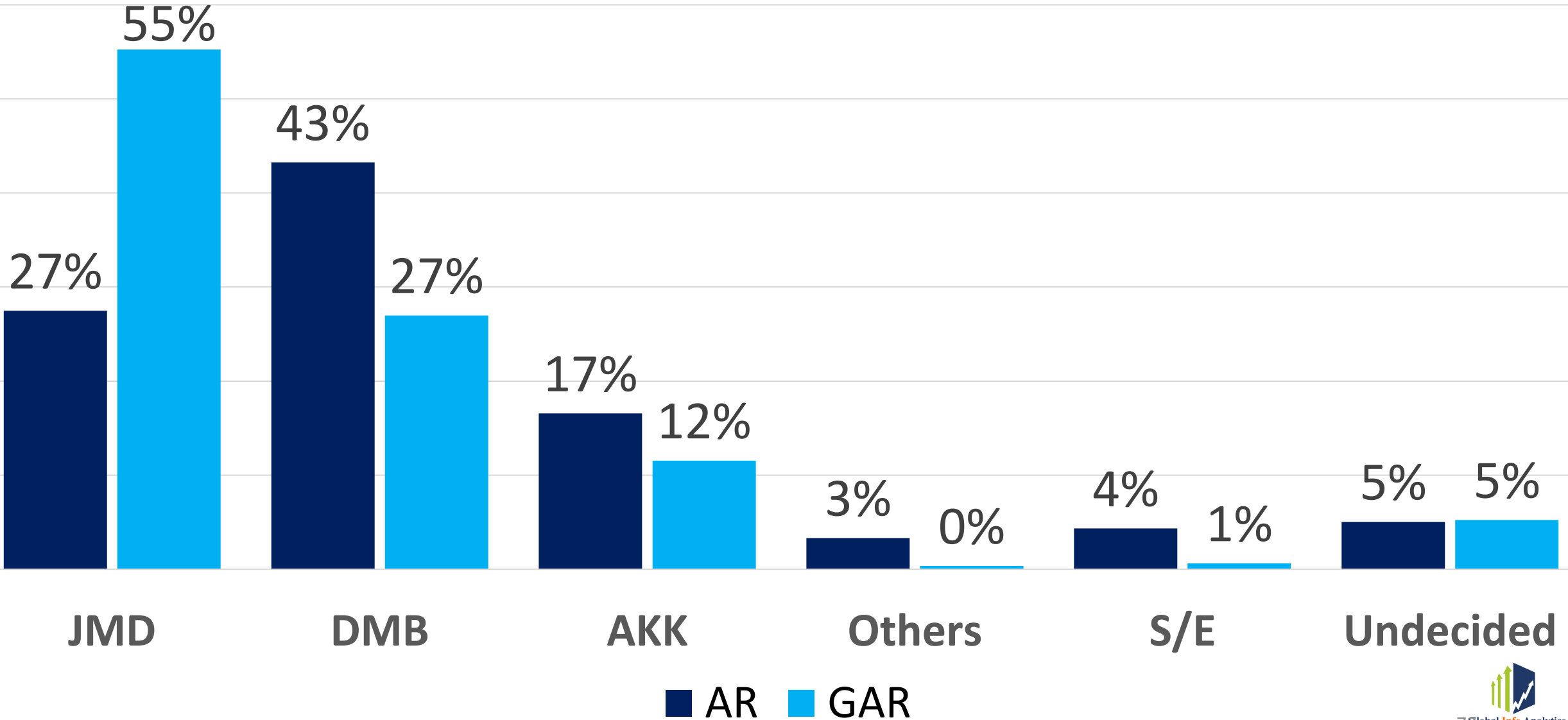
Global Info Analyt

Analytics . Polls . Modelling

JMD-DMB-AKK-Swing Regions



JMD-DMB-AKK-Greater Accra & Ashanti



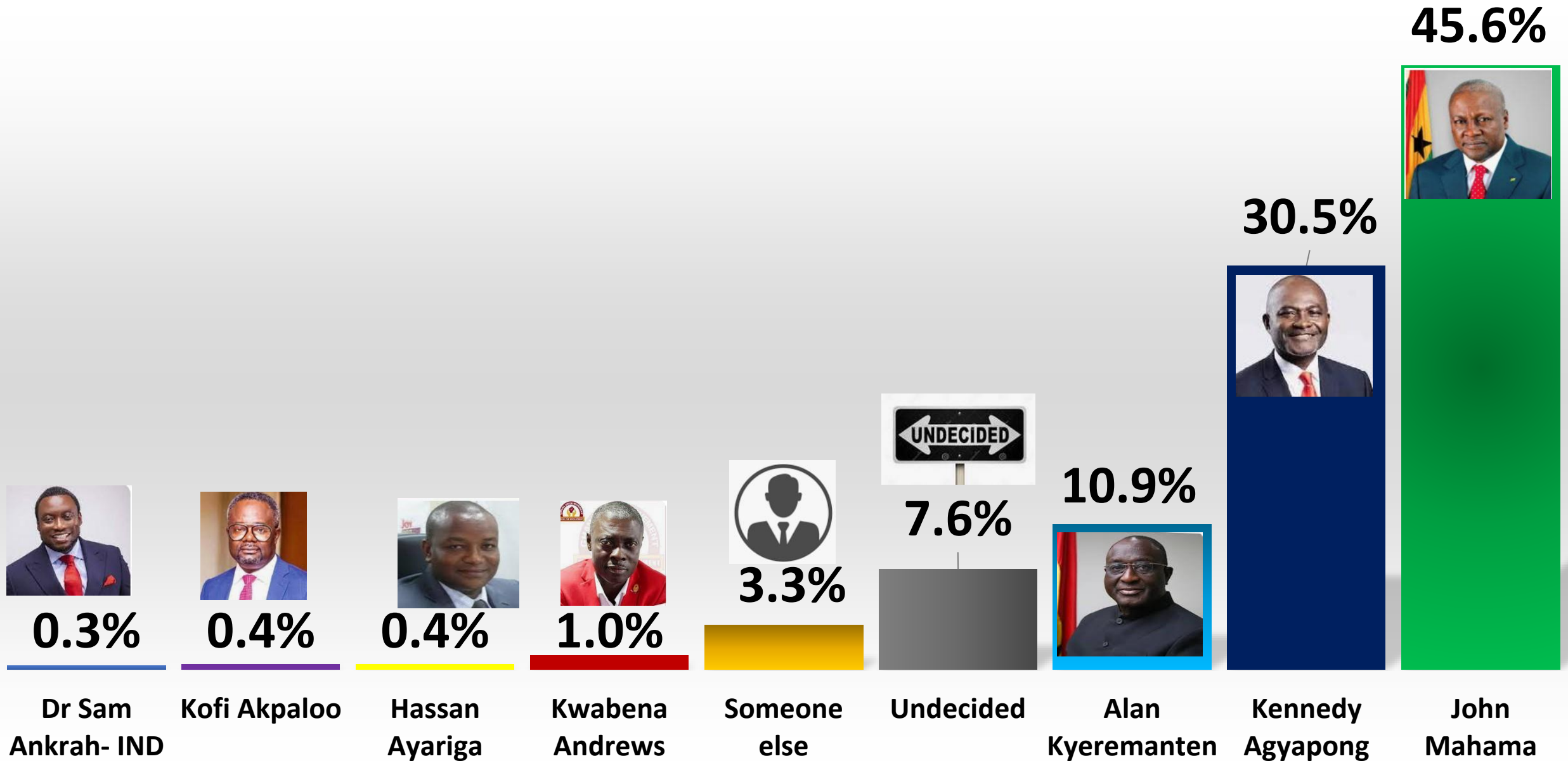


Global Info Analytics

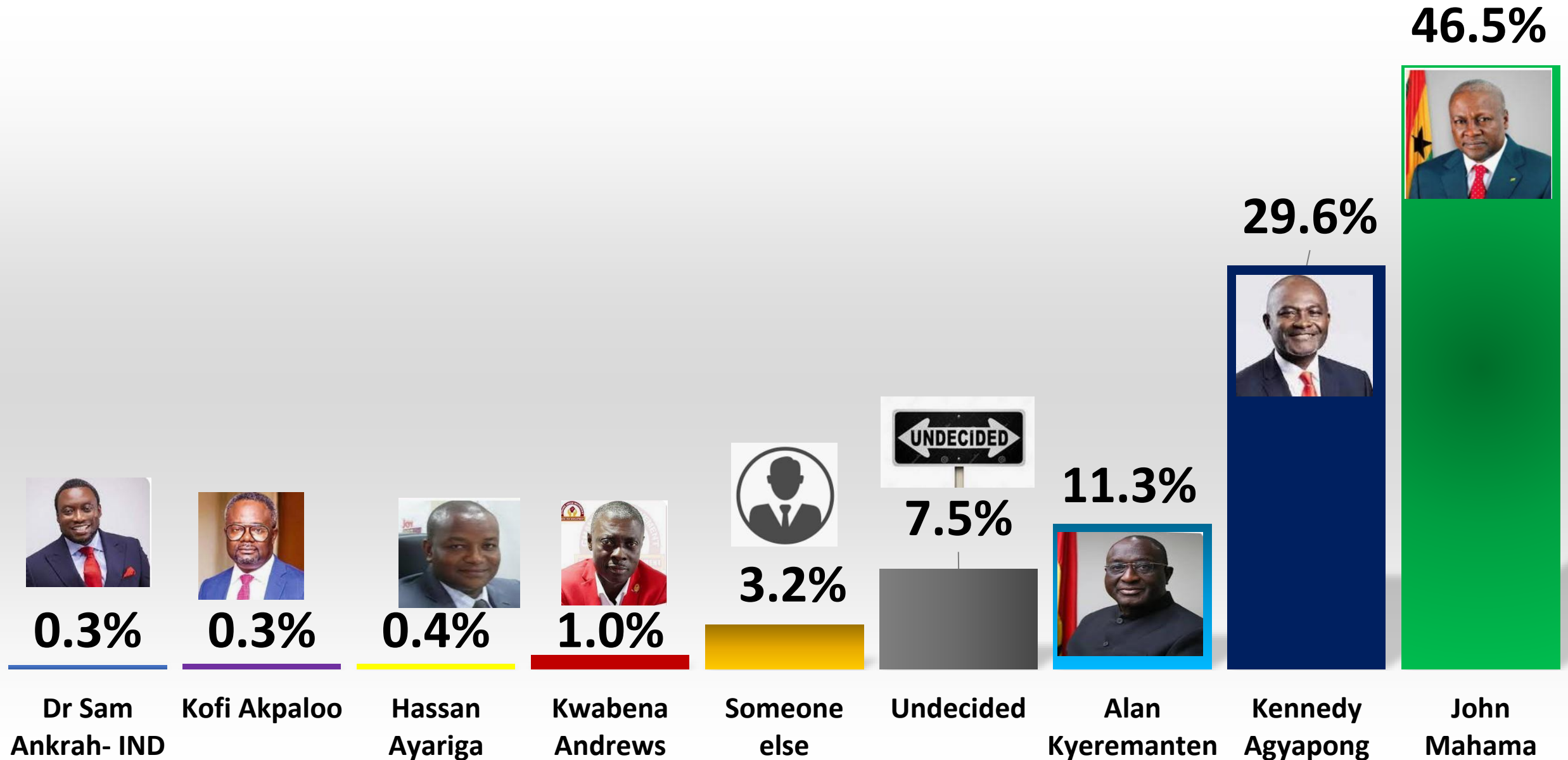
Analytics . Polls . Modelling

H.E John D. Mahama,
Hon. K. Agyapong &
Alan Kyeremanten,
others

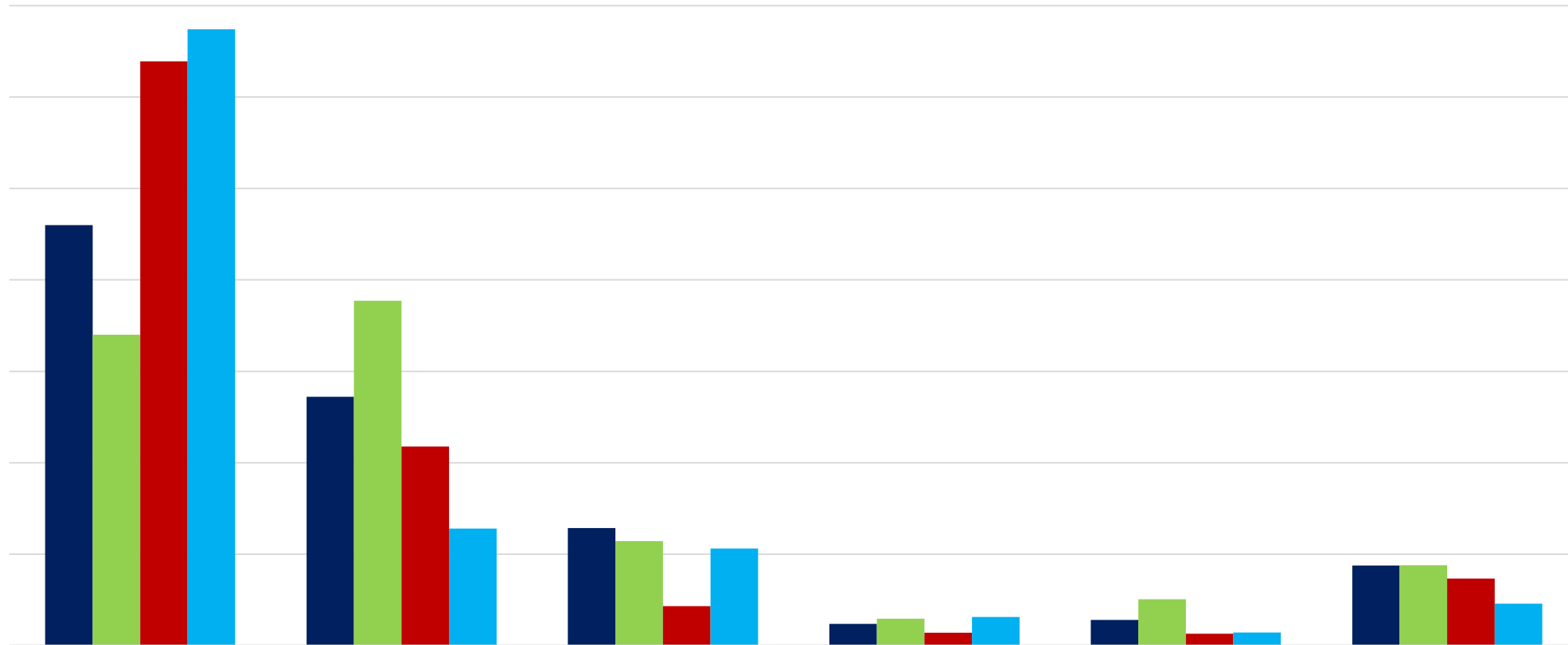
General Election- JDM-KOA-AKK-Unweighted



General Election- JDM-KOA-AKK-Weighted

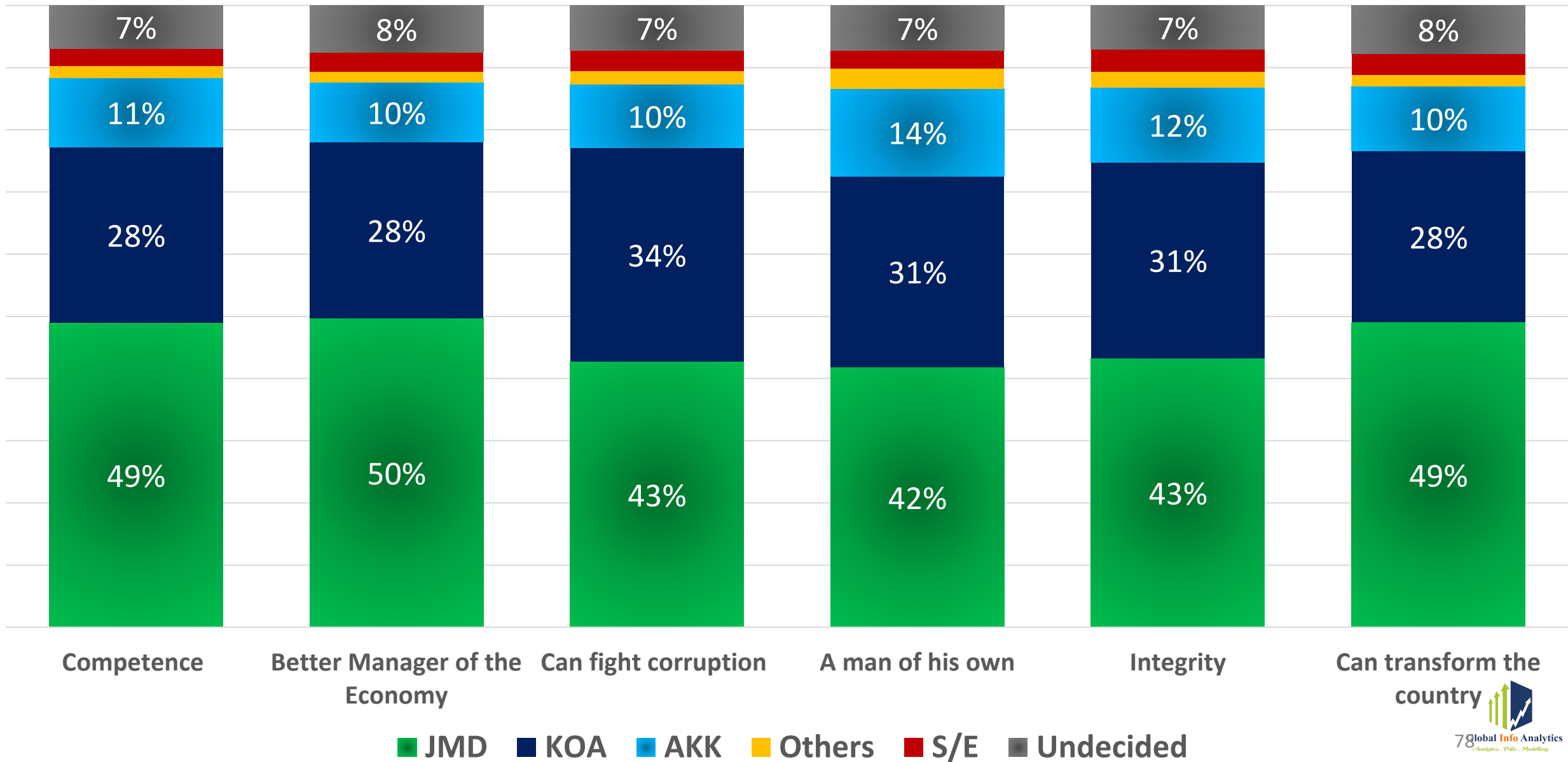


General Election- JDM-DMB-AKK -Regions

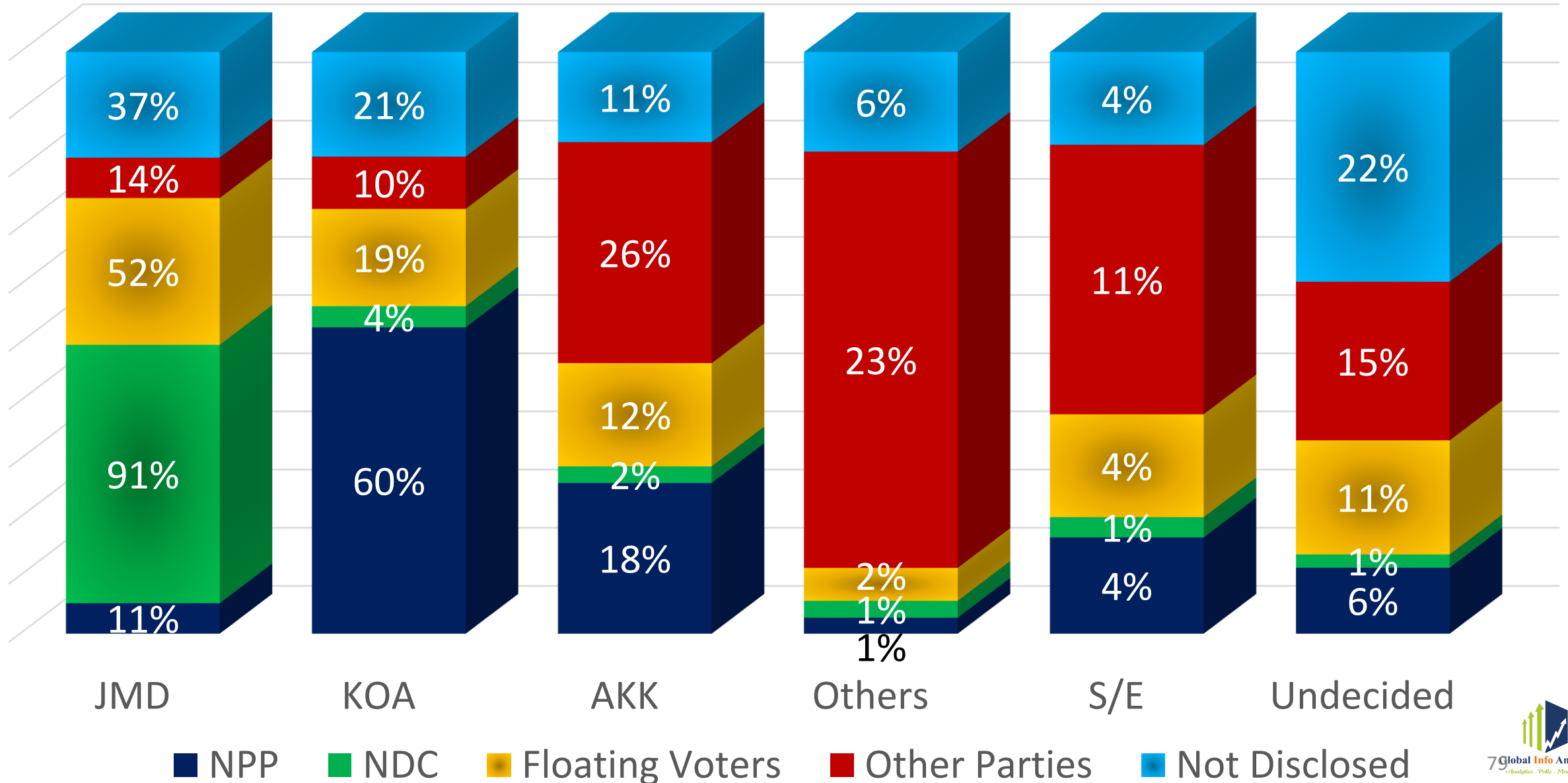


	JDM	KOA	AKK	Others	S/E	Undecided
Swing Regions	46%	27%	13%	2%	3%	9%
Akan Regions	34%	38%	11%	3%	5%	9%
Northern Regions	64%	22%	4%	1%	1%	7%
Volta-Oti	67%	13%	11%	3%	1%	5%

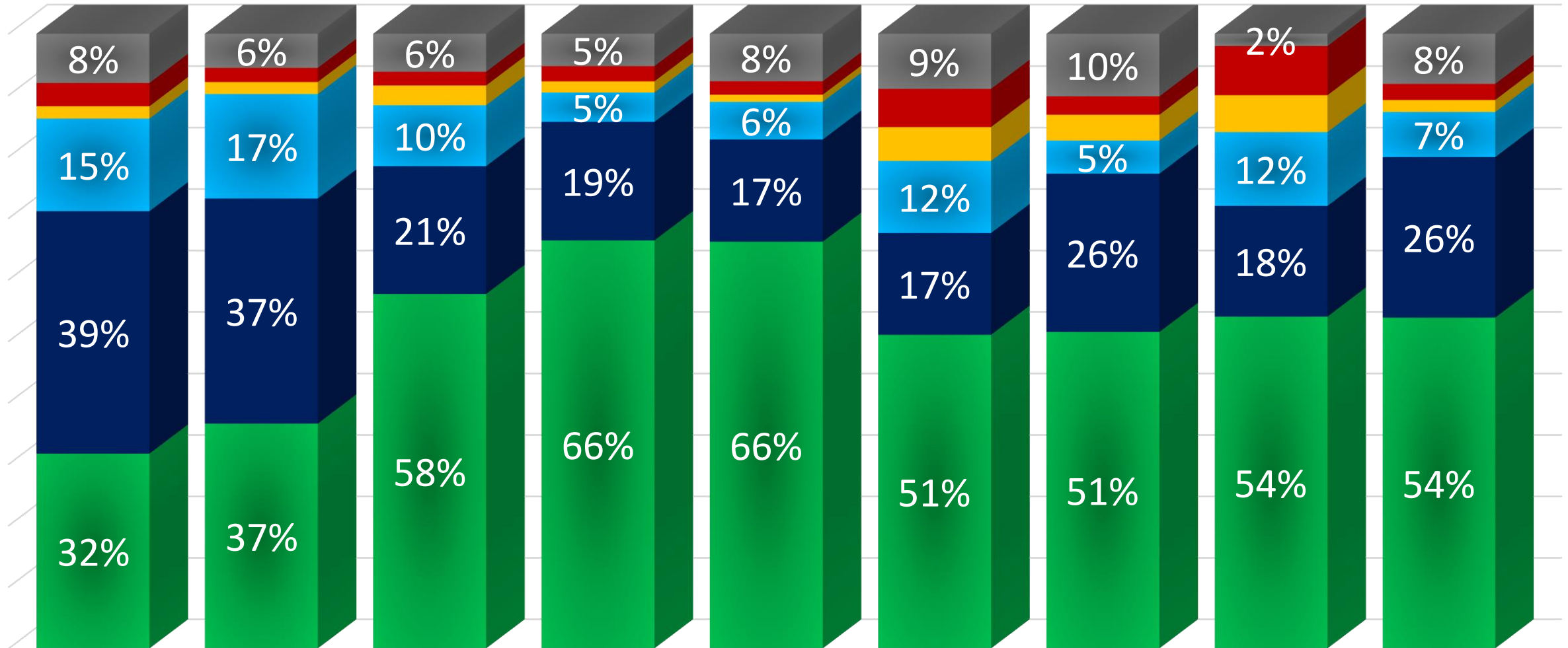
Reasons for Choice of Candidate- JDM-KOA-AKK



JDM-KOA-AKK – Party Affiliations

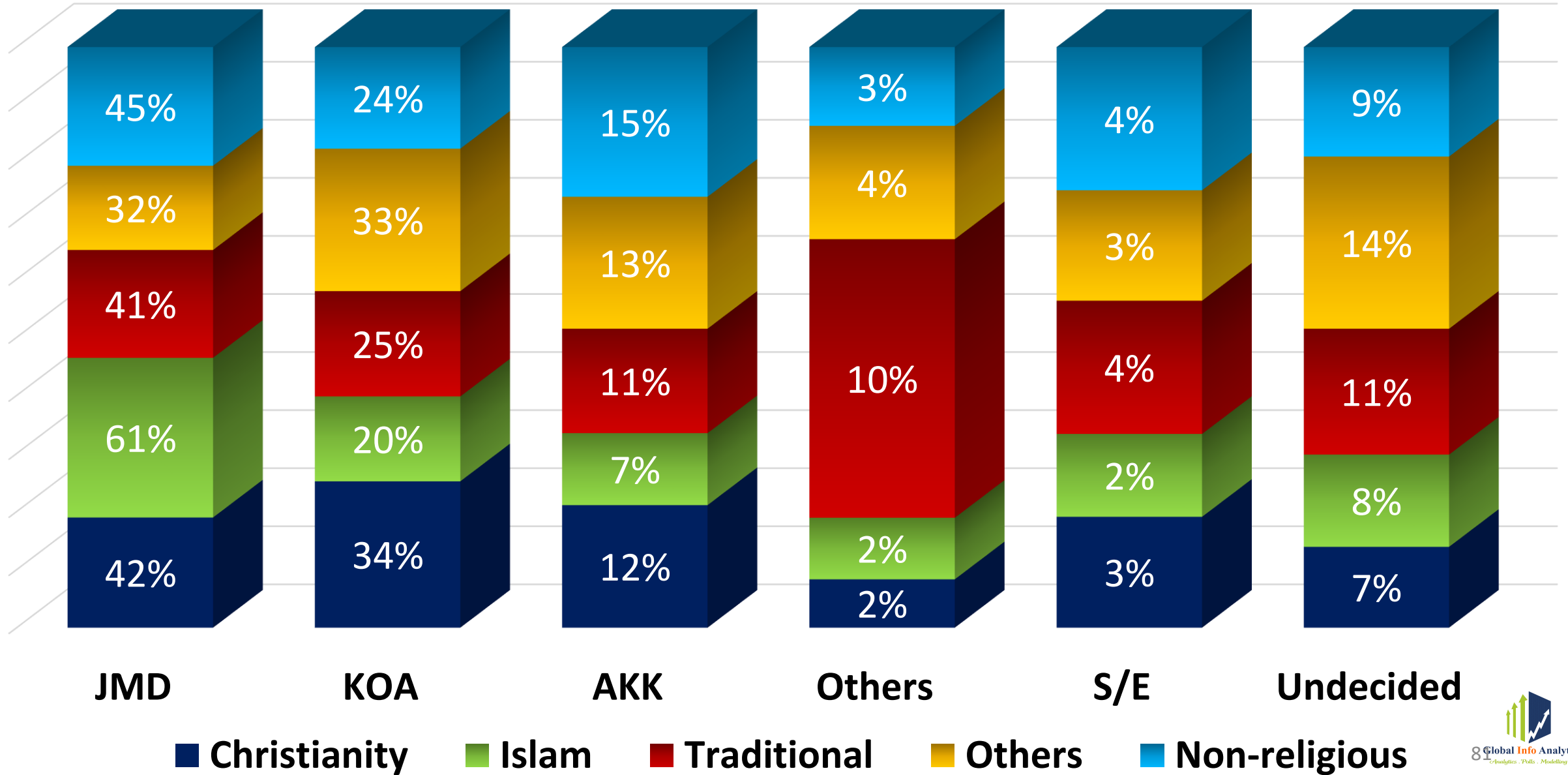


JDM-KOA-AKK – Ethnicity



■ JMD
 ■ KOA
 ■ AKK
 ■ Others
 ■ S/E
 ■ Undecided

JDM-KOA-KOA– Religion



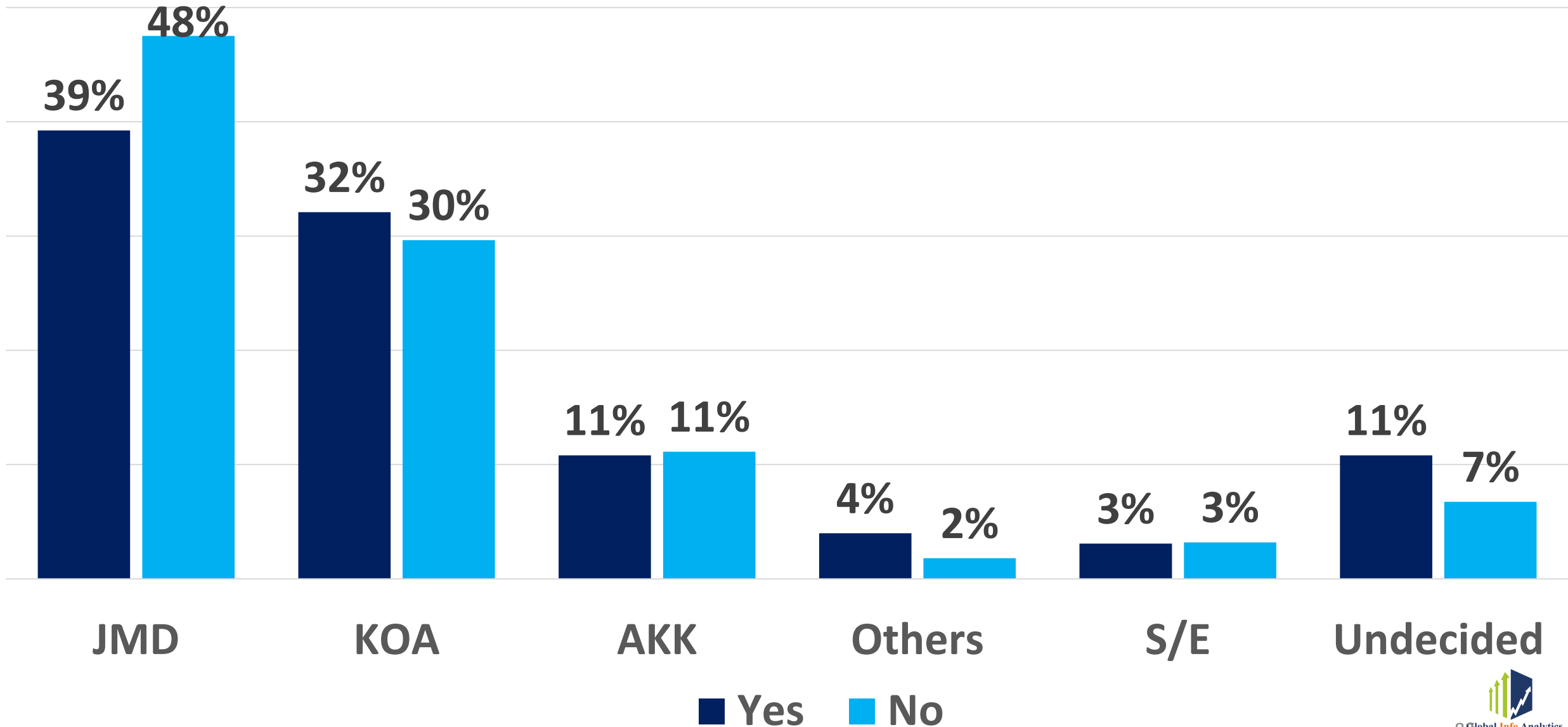
First-time
voters v
Experienced



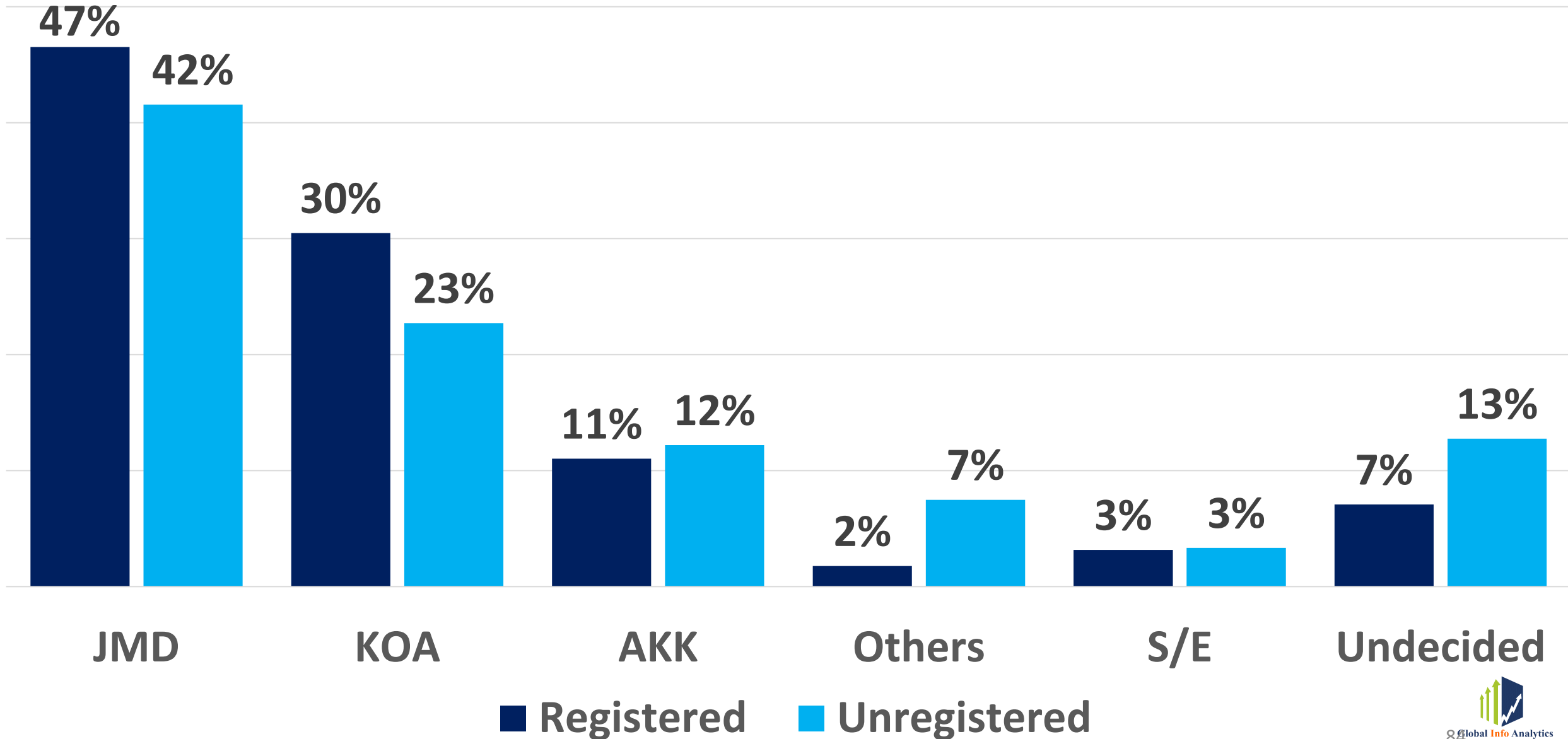
lobal Info Analyt

Analytics . Polls . Modelling

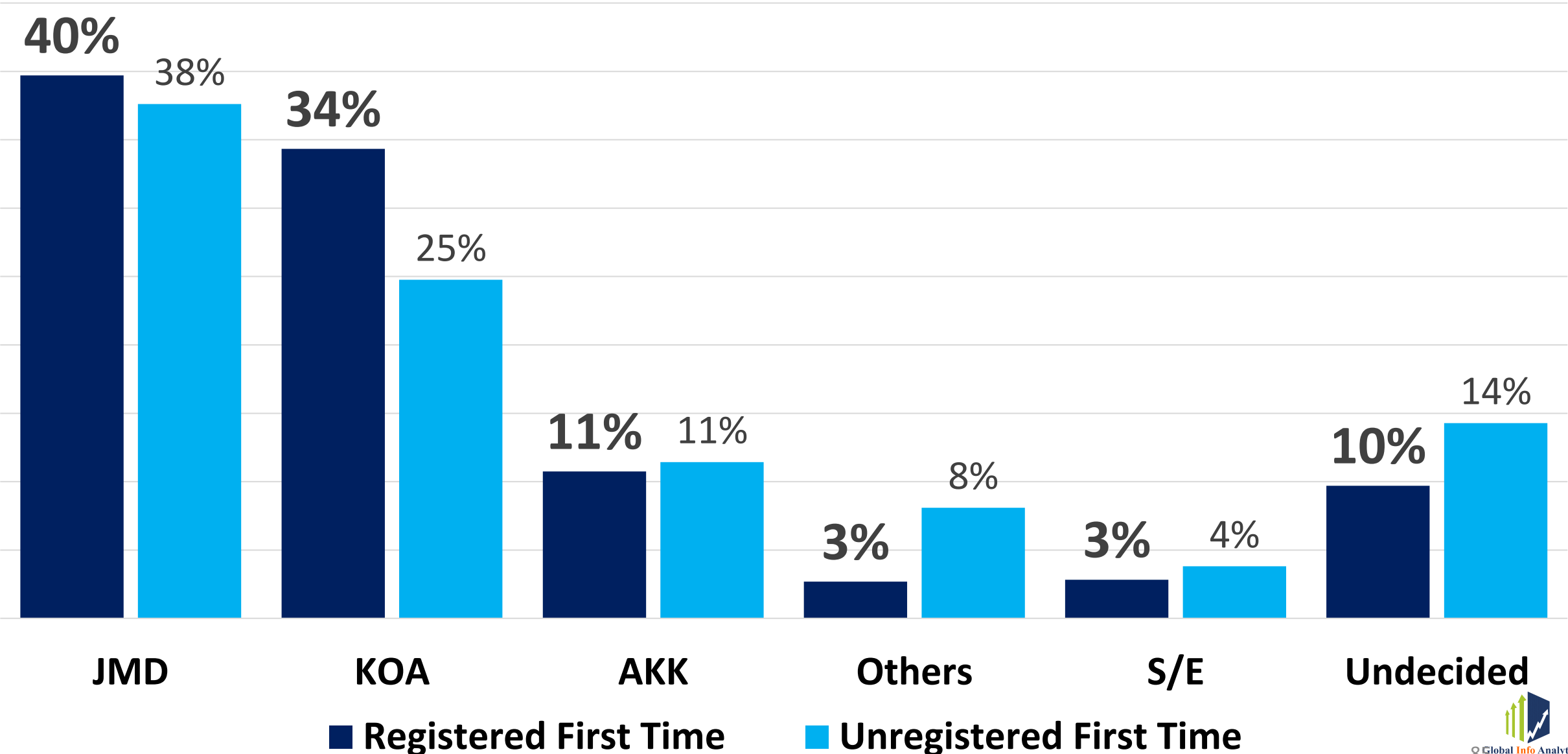
Are you a First-time voter?




JDM-KOA-AKK– Registered v Unregistered Voters



JDM-KOA-AKK– Registered First Time and Unregistered First Time Voters



Swing Regions



lobal Info Analyt

Analytics . Polls . Modelling

JMD-KOA-AKK-Swing Regions

46%



27%



13%



2%



3%



9%

JMD

KOA

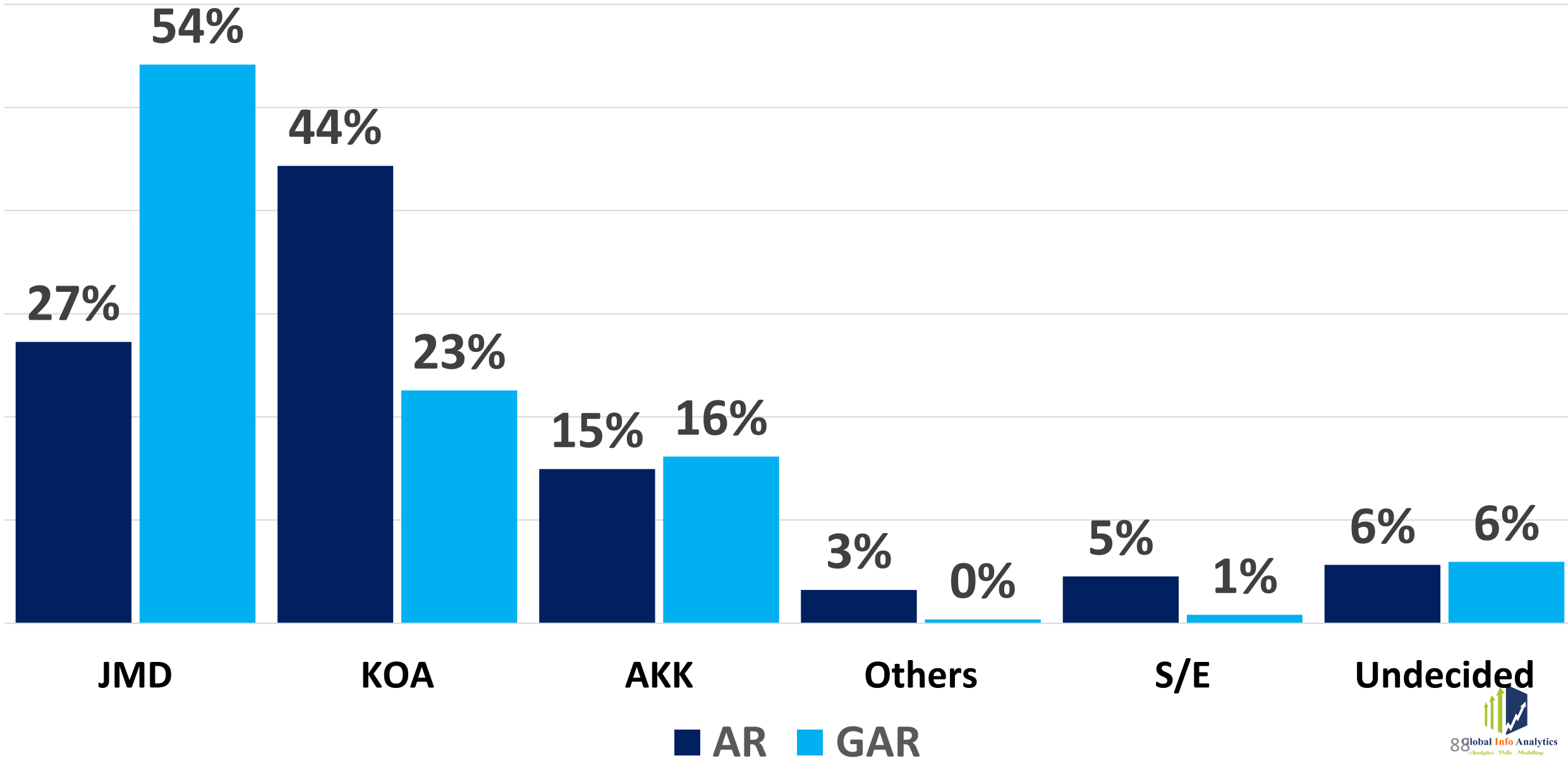
AKK

Others


S/E

Undecided

JMD-KOA-AKK-Ashanti & Greater Accra Regions



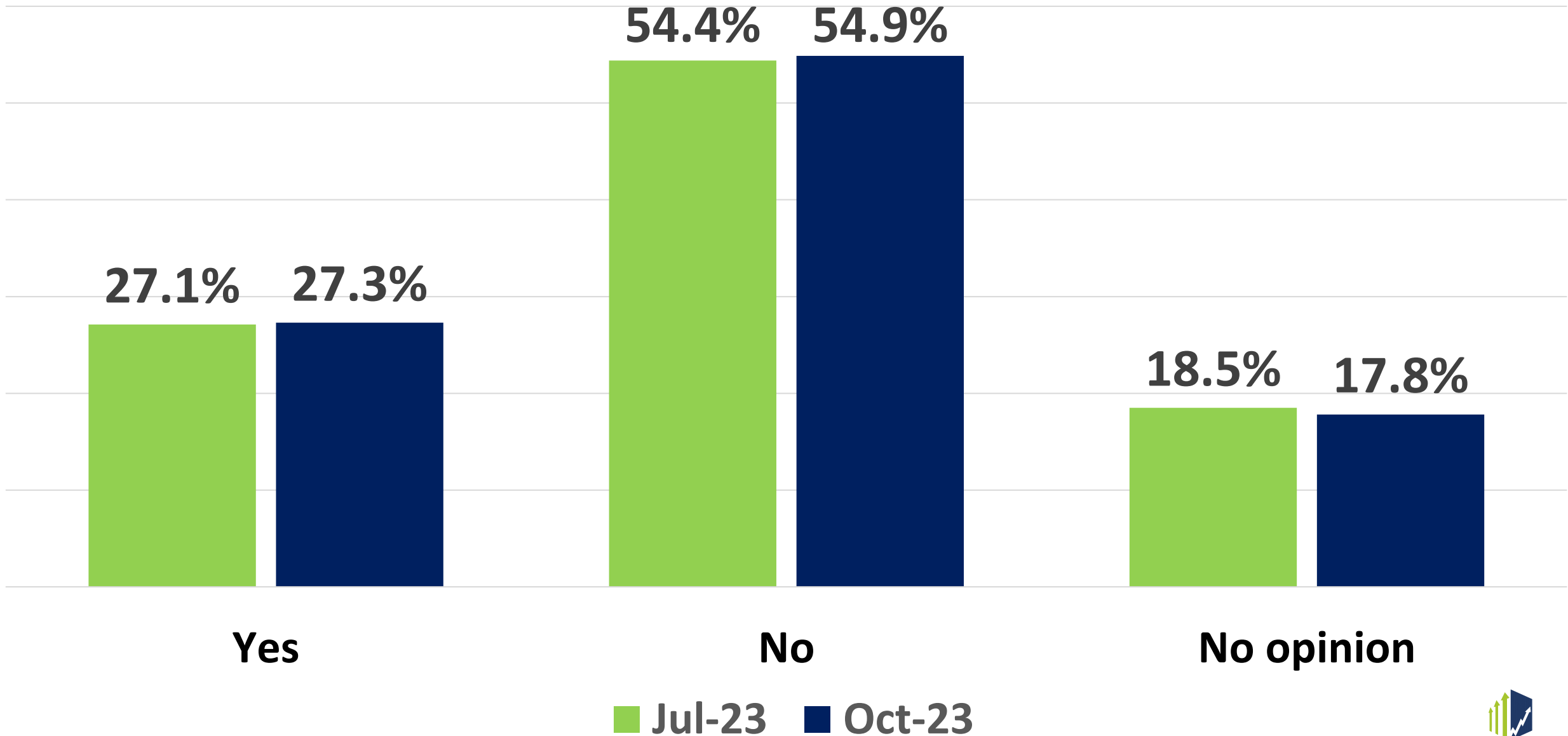
“Breaking
the Eight”



lobal Info Analyt

Analytics . Polls . Modelling

Can the NPP Break the “Eight”?



How voters
who voted in
2020 intend to
vote in 2024



Global Info Analyt

Analytics . Polls . Modelling

How 2020 Voters intend to vote in 2024- All Scenarios

	Nana Akufo Addo	John Mahama	Someone else	I did not vote
JDM	21.3%	87.2%	14.5%	36.5%
DMB	52.3%	4.4%	12.9%	22.1%
AKK	15.6%	3.9%	8.9%	13.4%
Others	1.6%	1.1%	21.8%	6.4%
S/E	3.6%	0.9%	19.4%	5.0%
Undecided	5.6%	2.4%	22.6%	16.6%
Total	100%	100%	100%	100%

	Nana Akufo Addo	John Mahama	Someone else	I did not vote
JDM	21.0%	87.2%	15.3%	36.0%
KOA	48.4%	5.8%	13.7%	26.9%
AKK	17.3%	2.7%	9.7%	10.2%
Others	1.3%	1.0%	21.0%	5.4%
S/E	4.2%	0.9%	12.9%	3.8%
Undecided	7.8%	2.4%	27.4%	17.6%
Total	100%	100%	100%	100%

Forecast votes
from Nana Addo
to be lost by
NPP flag bearer
(DMB/KOA)



Global Info Analyt


Analytics . Polls . Modelling

Nana Addo's Votes Lost/Gained

	Nana Akufo Addo	John Mahama	Someone else	Total	Percentage
JDM	1,434,548	5,419,668	25,504	6,879,720	52%
DMB	3,517,591	273,072	22,670	3,813,333	29%
AKK	1,051,347	244,158	15,585	1,311,091	10%
Others	110,539	70,677	38,255	219,471	2%
S/E	240,729	54,614	34,005	329,348	3%
Undecided	375,832	150,993	39,672	566,497	4%
Total	6,730,587	6,213,182	175,691	13,119,460	100%

	Nana Akufo Addo	John Mahama	Someone else	Total	Percentage
JDM	1,412,441	5,419,668	26,920	6,859,030	52%
KOA	3,259,667	359,812	24,087	3,643,566	28%
AKK	1,164,342	167,056	17,002	1,348,400	10%
Others	88,431	64,252	36,838	189,522	1%
S/E	280,032	54,614	22,670	357,316	3%
Undecided	525,674	147,780	48,173	721,627	6%
Total	6,730,587	6,213,182	175,691	13,119,460	100%

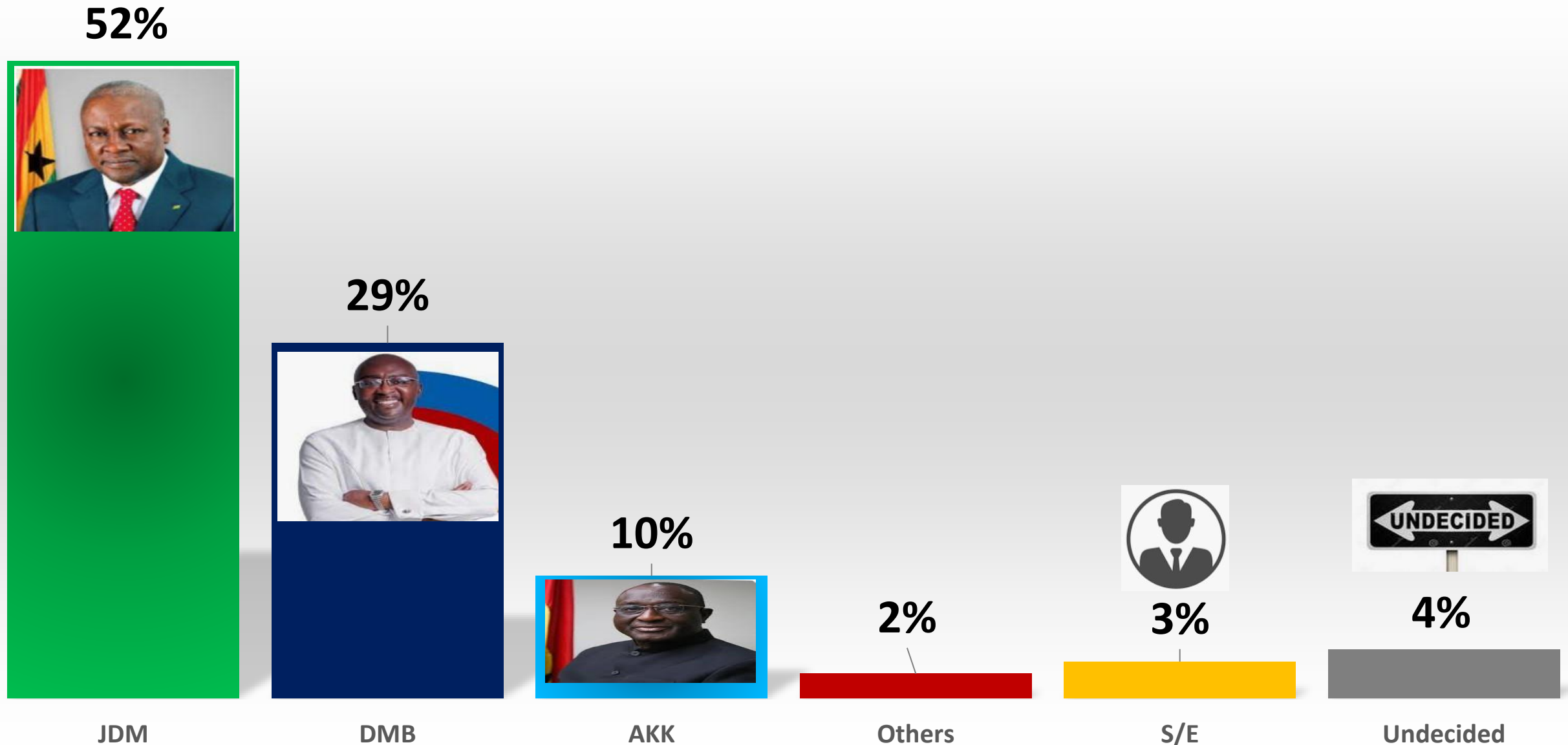
Addendum



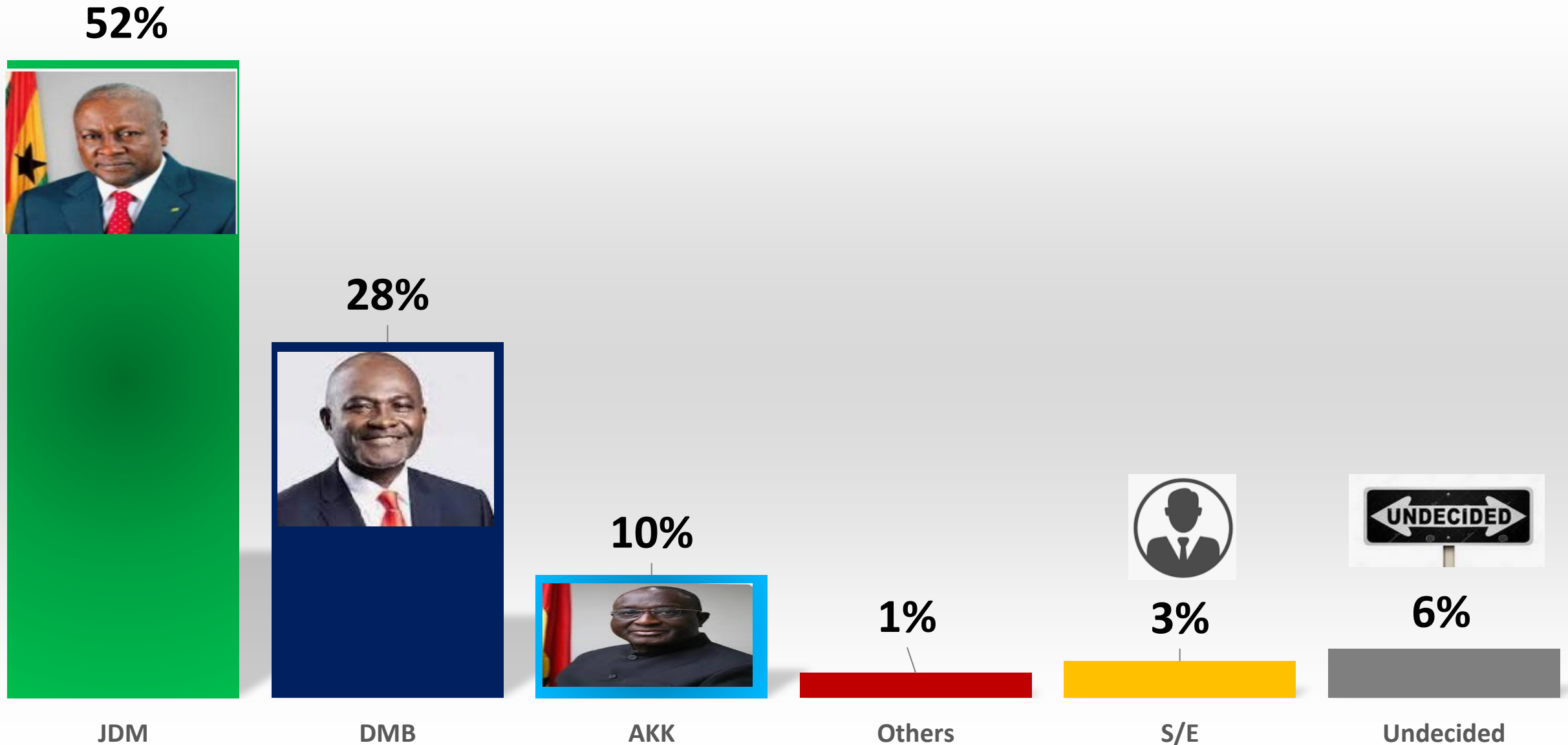
lobal Info Analyt

Analytics . Polls . Modelling

2024 election if voting is restricted to only those who voted in 2020



2024 election if voting is restricted to only those who voted in 2020



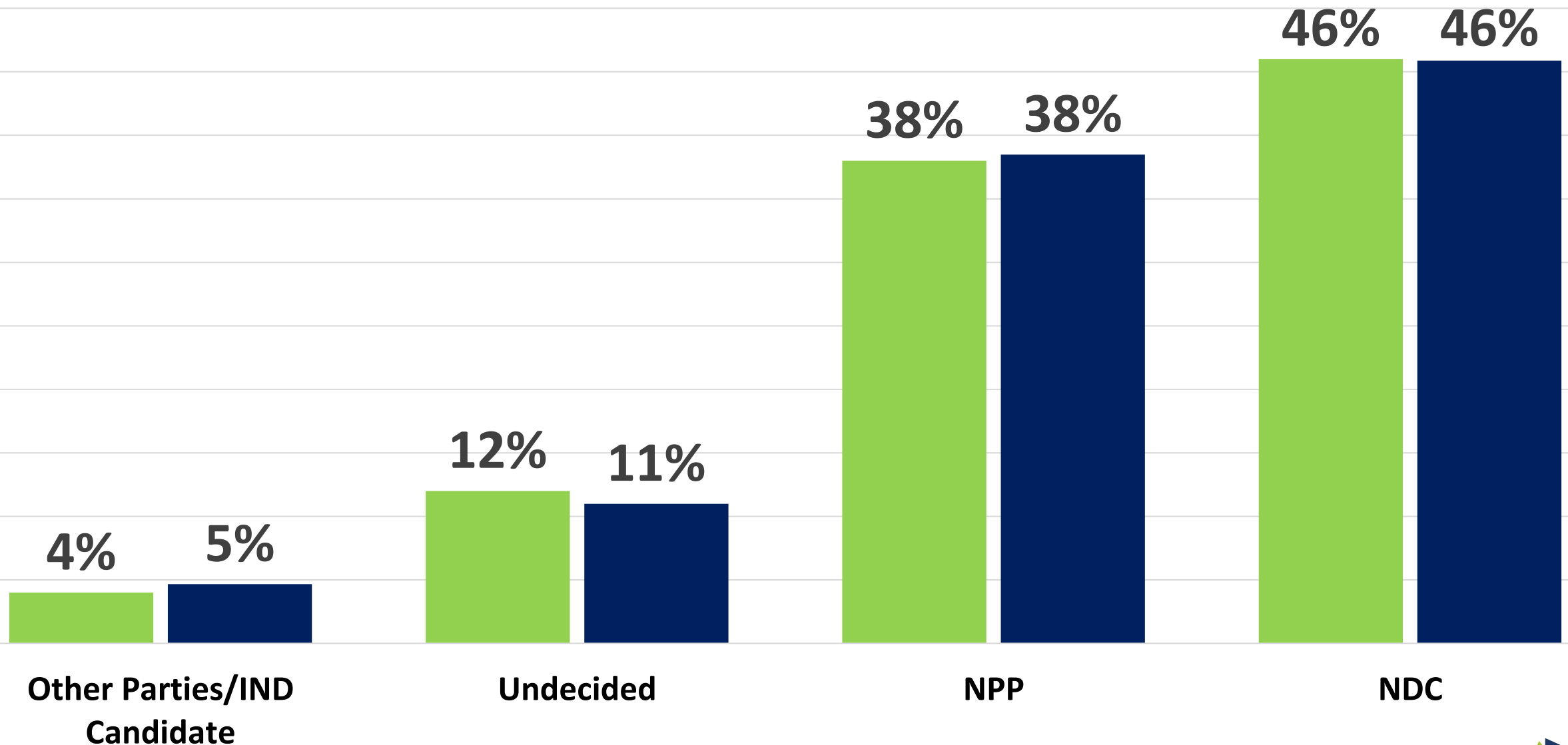
Parliamentary Majority



lobal Info Analyt

Analytics . Polls . Modelling

Parliamentary Voting Intentions-Parties



■ Jul-23 ■ Oct-23



Mr Mussa K. Dankwah
Head of Global Research
Global InfoAnalytics Limited
Accra, Ghana

Email: Enquiries@globalinfoanalytics.com

<http://globalinfoanalytics.com>

Contact: +233 265 44 1 450

Methodology and Approach

- Sample size: 6,423 respondents were interviewed with 5,860 completing all the survey questionnaire, representing a completion rate of 91.22%
- Confidence level: 99% and MoE of 1.58%.
- The Electoral Commission's 2020 voters register was used as sample frame.
- 30 percent of constituencies from each region was randomly selected and allocated the regional quota based on total voters in each of those constituencies.
- The results of the primaries and general elections are based on "likely voters" model (both registered and unregistered voters) and exclude responses of voters who have indicated that they will not vote.
- The general elections polls are presented in unweighted and weighted using period-to-date party affiliations in Ghana.
- The following weight were used in adjusting the unweighted polls where necessary.
 - NPP 35%
 - NDC, 33%
 - Floating voters, 20%
 - Other parties, 8% and
 - Undisclosed party affiliation, 5%.
- The poll is cross-sectional and was carried out in 82 constituencies in all the 16 regions.
- Demographic analysis of the results would have higher margin of error.
- Field interviews were conducted between 21st September to 1st October 2023.

Q2		
Regional sample allocation		
Savannah	105	1.66%
North East	118	1.87%
Ahafo	124	1.97%
Oti	150	2.38%
Upper West	167	2.65%
Western North	177	2.81%
Bono East	220	3.49%
Bono	244	3.87%
Upper East	249	3.95%
Volta	352	5.58%
Northern	383	6.07%
Western	455	7.21%
Central	584	9.26%
Eastern	603	9.56%
Ashanti	1126	17.85%
Greater Accra	1252	19.84%
Total	6309	
Q3		
Select constituency - Ahafo		
Asutifi North	39	31.97%
Asunafo North	83	68.03%
Total	122	
Q4		
Select constituency - Ashanti		
Effiduase/Asokore	40	3.58%
Nsuta/Kwamang/Beposo	42	3.76%
Sekyere Afram Plains	50	4.48%
Odotobri	53	4.74%
Ahafo Ano North	61	5.46%
Subin	75	6.71%
Atwima Nwabiagya North	77	6.89%
Asokwa	83	7.43%
Bantama	83	7.43%
Bosomtwe	85	7.61%
Atwima Nwabiagya South	89	7.97%
Asawase	114	10.21%
Atwima Kwanwoma	119	10.65%
Kwabre East	146	13.07%

Total	1117	
Q5		
Select constituency - Bono		
Berekum West	26	10.88%
Berekum East	58	24.27%
Wenchi	58	24.27%
Sunyani East	97	40.59%
Total	239	
Q6		
Select constituency - Bono East		
Sene East	36	16.44%
Techiman North	84	38.36%
Atebubu/Amantin	99	45.21%
Total	219	
Q7		
Select constituency-Central		
Ekumfi	41	7.08%
Upper Denkyira West	54	9.33%
Assin South	62	10.71%
Cape Coast South	67	11.57%
Twifo Atti Morkwa	67	11.57%
Mfantseman	109	18.83%
Awutu Senya East	179	30.92%
Total	579	
Q8		
Select constituency - Eastern		
Okere	42	7.02%
Upper Manya Krobo	49	8.19%
Akim Oda	53	8.86%
Abetifi	55	9.20%
Abirem	55	9.20%
Abuakwa North	55	9.20%
Abuakwa South	64	10.70%
Akuapem South	65	10.87%
Asuogyaman	73	12.21%
Yilo Krobo	87	14.55%
Total	598	

Q9		
Select constituency - Greater Accra		
Domeabra-Obom	67	5.37%
Ayawaso North	76	6.09%
Tema Central	81	6.50%
Ablekuma South	95	7.62%
Ayawaso Central	103	8.26%
Korle Klottey	118	9.46%
Bortianor-Ngleshie Amanfro	140	11.23%
Ablekuma North	145	11.63%
Amasaman	210	16.84%
Dome/Kwabenya	212	17.00%
Total	1247	
Q10		
Select constituency - Northern		
Tatale/Sanguli	50	13.05%
Wulesnsi	71	18.54%
Kumbungu	78	20.37%
Tamale North	79	20.63%
Sagnarigu	105	27.42%
Total	383	
Q11		
Select constituency - North East		
Bunkpurugu	40	34.19%
Walewale	77	65.81%
Total	117	
Q12		
Select constituency - Oti		
Nkwanta South	68	46.58%
Krachi East	78	53.42%
Total	146	
Q13		
Select constituency - Savannah		
Salaga South	49	47.12%

Yapei/Kusawgu	55	52.88%
Total	104	
Q14		
Select constituency - Upper East		
Garu	31	12.55%
Pusiga	45	18.22%
Tempane	46	18.62%
Navrongo Central	55	22.27%
Zebilla	70	28.34%
Total	247	
Q15		
Select constituency - Upper West		
Nandom	43	25.90%
Wa East	58	34.94%
Jirapa	65	39.16%
Total	166	
Q16		
Select constituency - Volta		
North Dayi	28	8.00%
South Dayi	44	12.57%
Akatsi South	66	18.86%
Anlo	76	21.71%
Ho Central	136	38.86%
Total	350	
Q17		
Select your constituency - Western		
Wassa East	59	13.17%
Takoradi	65	14.51%
Shama	70	15.63%
Ellembele	86	19.20%
Tarkwa Nsuaem	168	37.50%
Total	448	
Q18		

Select your constituency - Western North		
Suaman	24	13.71%
Sefwi Akontombra	45	25.71%
Bibiani-Anhwiaso-Bekwai	106	60.57%
Total	175	
Q19		
Asawase Electoral Areas		
ADENYASE	21	18.92%
ADUKROM	30	27.03%
NEW ZONGO	30	27.03%
ABOABO NO 2	30	27.03%
Total	111	
Q20		
Sunyani East Electoral Areas		
SUNYANITIFI	11	11.46%
EDUCATIONAL ZONE	17	17.71%
ZONGO	32	33.33%
ATOASE	36	37.50%
Total	96	
Q21		
Mfantiman Electoral Areas		
LOWER TOWN, SALTPOND	27	24.77%
YAMORANSA	31	28.44%
BIRIWA SAMANADZE	51	46.79%
Total	109	
Q22		
Awutu Senya East Electoral Areas		
NEWTOWN	31	17.71%
AMERICAN TOWN	31	17.71%
WALANTU CP TOP HILL	52	29.71%
JOE MENDES-KPOMETEY	61	34.86%
Total	175	
Q23		
Bortianor Ngleshie Amanfro Electoral Areas		
KOKROBITEY	21	15.11%

GEDAN TUBA	25	17.99%
BORTIANOR	41	29.50%
NGLESHIE AMANFRO	52	37.41%
Total	139	
Q24		
Amasaman Electoral Areas		
MEDIE	33	16.02%
MANHEAN	57	27.67%
AMASAMAN	57	27.67%
SARPEIMAN	59	28.64%
Total	206	
Q25		
Ablekuma North Electoral Areas		
AWOSHIE	22	15.17%
SAKAMAN	24	16.55%
ODORKOR	25	17.24%
KWASHIEMAN	32	22.07%
WEST DARKUMAN	42	28.97%
Total	145	
Q26		
Dome-Kwabenya Electoral Areas		
ABOKOBI	22	10.38%
AGBOGBA	34	16.04%
KWABENYA	43	20.28%
TAIFA SOUTH	50	23.58%
DOME EAST	63	29.72%
Total	212	
Q27		
Ayawaso Central Electoral Areas		
MALLAM ATTA	17	16.50%
KOKOMLEMLE EAST	25	24.27%
ALAJO CENTRAL	28	27.18%
PIG FARM	33	32.04%
Total	103	

Q28		
Korley Klottey Electoral Areas		
NORTH ADABRAKA	35	29.66%
ASYLUM DOWN	41	34.75%
ODAW-NAA/SAHARA	42	35.59%
Total	118	
Q29		
Bibiani-Anhwiaso-Bekwai Electoral Areas		
AWASO CENTRAL	23	21.90%
OLD TOWN CENTRAL BIBIANI	36	34.29%
HUMJIBRE	46	43.81%
Total	105	
Q30		
Tarkwa Nsuaem Electoral Areas		
OLD TOWN-TARKWA	36	21.43%
NSUAEM ZONGO	59	35.12%
NEW ATUABO	73	43.45%
Total	168	
Q31		
Would you say things in this country today are generally headed in the right direction or wrong direction?		
No opinion	425	6.87%
Right Direction	1426	23.04%
Wrong Direction	4339	70.10%
Total	6190	
Q32		
Do you approve or disapprove of the way H.E. Nana Akufo-Addo is doing his job as president?		
No opinion	278	4.51%
Strongly approve	862	13.99%
Somewhat approve	1120	18.18%
Somewhat disapprove	1387	22.51%
Strongly disapprove	2514	40.81%
Total	6160	

Q33		
How would you rate the performance of the current NPP government?		
Excellent	381	6.20%
Very Good	552	8.99%
Average	742	12.08%
Poor	993	16.17%
Good	1075	17.50%
Very Poor	2399	39.06%
Total	6142	
Q34		
What do you think about the state of corruption in Ghana today?		
No opinion	277	4.52%
Improving	1110	18.11%
No change	1514	24.70%
Getting worse	3229	52.68%
Total	6130	
Q35		
Do you think that the government is doing enough to fight corruption in the country?		
No opinion	587	9.60%
Yes	1412	23.10%
No	4114	67.30%
Total	6113	
Q36		
The OSP recently uncovered stash of cash at the residence of Cecilia Dapaah, the former minister of sanitation and water resources, do you share the view that the practice of hoarding cash at home is an isolated case or widespread among politicians?		
No opinion	774	12.68%
Isolated	1350	22.12%
Widespread	3978	65.19%
Total	6102	
Q37		
Compared to the year before, which of the following best describes your standard of living?		
No opinion	292	4.79%
Improved	1106	18.15%

Unchanged	1806	29.64%
Worsened	2890	47.42%
Total	6094	
Q38		
Are you optimistic your standard of living will improve in the next 12 months?		
No opinion	1647	27.07%
Yes	2188	35.96%
No	2250	36.98%
Total	6085	
Q39		
There have been revelations recently regarding the Ghana Police Service in a leaked tape suggesting how they managed past elections. Do you believe that the police can be trusted to do a good job in the 2024 elections?		
No opinion	891	14.68%
No	2220	36.57%
Yes	2959	48.75%
Total	6070	
Q40		
What is your level of confidence in Dr George Akufo Dampare, the Inspector General of Police?		
No confidence at all	511	8.44%
No opinion	672	11.09%
No confidence	1209	19.96%
Very confident	1362	22.48%
Confident	2304	38.03%
Total	6058	
Q41		
What is your level of confidence in the Electoral Commission in the performance of its role as an independent electoral body?		
No opinion	643	10.62%
No confidence at all	919	15.18%
Very Confident	999	16.50%
No confidence	1462	24.15%
Confident	2030	33.54%

Total	6053	
Q43		
Are you a first-time voter?		
Yes	1008	16.67%
No	5039	83.33%
Total	6047	
Q44		
Are you a registered voter?		
No	489	8.10%
Yes	5549	91.90%
Total	6038	
Q45		
If you're not registered, then why?		
I cannot be bothered	55	7.71%
I do not have the necessary documentation	86	12.06%
I could not get guarantors to come with me	90	12.62%
I was too busy	90	12.62%
I could not afford the transportation to the Centres	121	16.97%
I do not intend to vote	129	18.09%
The Centres were too far	142	19.92%
Total	713	
Q46		
What are the three (3) most important issues that you would consider in the run up to the 2024 elections when making your choice as to who to vote for?		
Religion	60	1.02%
Other	164	2.80%
Party member	200	3.41%
Sanitation	217	3.70%
Water	259	4.42%
Ethnicity	260	4.44%
Security	467	7.97%
Taxes	703	12.00%
Petroleum prices	817	13.94%
Roads	1288	21.98%
Healthcare	1418	24.20%

Corruption	2371	40.46%
Education	2465	42.06%
Jobs	3529	60.22%
Economy	3821	65.20%
Total	18039	
Q48		
The NPP is going to elect a flag bearer in November, who do you prefer to win?		
Francis Addai Nimoh	102	2.26%
Dr Owusu Afriyie Akoto	111	2.46%
Undecided	727	16.12%
Kennedy O. Agyapong	1577	34.97%
Dr Mahamudu Bawumia	1993	44.19%
Total	4510	
Q49		
If there is a runoff between Dr M. Bawumia and Hon Kennedy Agyapong, who would you prefer to win?		
Undecided	734	16.52%
Kennedy O. Agyapong	1704	38.36%
Dr Mahamudu Bawumia	2004	45.11%
Total	4442	
Q51		
Do you share the view that Alan Kyeremanten's withdrawal from the NPP and going independent race will affect NPP's chances in 2024?		
No opinion	1199	20.04%
No	2021	33.78%
Yes	2762	46.17%
Total	5982	
Q52		
If the 2024 Elections is between Alan Kyeremanten, IND, Dr Mahamudu Bawumia, John Mahama and other candidates, who would you vote for?		
Kofi Akpaloo	15	0.27%
Dr Sam Ankrah- IND	20	0.36%
Hassan Ayariga	35	0.63%

Kwabena Andrews	68	1.22%
Someone else	179	3.22%
Undecided	347	6.25%
Alan Kyeremanten	607	10.93%
Dr Mahamudu Bawumia	1734	31.22%
John Mahama	2549	45.89%
Total	5554	
Q53		
If the 2024 Elections is between Alan Kyeremanten, IND, Kennedy Agyapong, John Mahama and other candidates, who would you vote for?		
Dr Sam Ankraah- IND	16	0.29%
Kofi Akpaloo	23	0.41%
Hassan Ayariga	23	0.41%
Kwabena Andrews	58	1.04%
Someone else	184	3.31%
Undecided	422	7.58%
Alan Kyeremanten	610	10.96%
Kennedy Agyapong	1693	30.42%
John Mahama	2537	45.58%
Total	5566	
Q54		
What are your top three reasons for choosing your preferred candidate/or you will consider when you are ready to choose?		
A man of his own	2005	11.34%
Integrity	2464	13.93%
Can fight corruption	2722	15.39%
Can transform the country	3021	17.08%
Better Manager of the Economy	3686	20.84%
Competence	3789	21.42%
Total	17687	
Q56		
How would you rate the performance of your MP?		
No opinion	423	7.11%
Excellent	700	11.77%
Very Good/Good	1161	19.52%
Poor/Very Poor	1597	26.85%
Average	2066	34.74%
Total	5947	

Q57		
Which of the following parties' parliamentary candidate do you intend to vote for in 2024 parliamentary elections?		
Other Parties/IND Candidate	253	4.64%
Undecided	604	11.09%
NPP	2094	38.44%
NDC	2497	45.83%
Total	5448	
Q58		
Which Party's MP did you vote for in the 2020 parliamentary elections?		
Other Parties/IND Candidate	173	2.92%
I did not vote	841	14.17%
NDC	2063	34.77%
NPP	2856	48.14%
Total	5933	
Q60		
Which of the following candidates did you vote for in the 2020 presidential elections?		
Someone else	152	2.56%
I did not vote	791	13.35%
John Mahama	1998	33.72%
Nana Akufo Addo	2985	50.37%
Total	5926	
Q62		
Regardless of your voting intentions in 2024, do you believe that the NPP can "Break the Eight"?		
No opinion	1050	17.76%
Yes	1615	27.31%
No	3248	54.93%
Total	5913	
Q64		
Which of the following social network or services have you used in the last seven days? Check all answers that apply?		

BOTIM	90	0.53%
Other	158	0.94%
Twitter	743	4.40%
None	785	4.65%
Telegram	829	4.91%
Email	919	5.44%
Instagram	933	5.52%
Snapchat	1126	6.67%
YouTube	1276	7.55%
TikTok	2076	12.29%
Facebook	3405	20.16%
WhatsApp	4552	26.95%
Total	16892	
Q66		
Gender		
Female	2774	47.07%
Male	3119	52.93%
Total	5893	
Q67		
Age		
17 years	54	0.92%
Above 64	101	1.72%
55-64	324	5.51%
18-24	908	15.43%
45-54	930	15.80%
25-34	1727	29.35%
35-44	1841	31.28%
Total	5885	
Q68		
Education		
Junior High	906	15.40%
No Education	994	16.90%
Tertiary	1767	30.04%
Senior High	2216	37.67%
Total	5883	

Q69		
Employment Status		
Pensioner	194	3.30%
Student/Apprentice	971	16.51%
Unemployed	1736	29.52%
Employed	2980	50.67%
Total	5881	
Q70		
Religion		
Non-religious	210	3.57%
Others	220	3.74%
Traditional	231	3.93%
Islam	1370	23.32%
Christianity	3844	65.43%
Total	5875	
Q71		
What Christian denomination do you belong to?		
Anglican	268	6.98%
Others	314	8.18%
Charismatic	566	14.74%
Presbyterian	610	15.89%
Methodist	633	16.48%
Catholic	708	18.44%
Pentecostal	741	19.30%
Total	3840	
Q72		
Which Muslim sect do you belong to?		
Shia	103	7.53%
Tijaniya	225	16.45%
Others	231	16.89%
Ahmadiyya	353	25.80%
Sunni	456	33.33%
Total	1368	
Q73		
Your Ethnicity		
Mande	54	0.92%

Gurma	161	2.74%
Grushie	179	3.05%
Guan	332	5.66%
Ga-Adangbe	436	7.43%
Ewe	654	11.15%
Other	671	11.43%
Mole-Dagbani	728	12.41%
Akan	2653	45.21%
Total	5868	
Q74		
Party Affiliation		
Other Parties	186	3.17%
Not Disclosed	618	10.55%
Floating Voters	1126	19.22%
NDC	1743	29.74%
NPP	2187	37.32%
Total	5860	

CONTACT DETAILS

Mr Mussa K. Dankwah
Head of Global Research
Global InfoAnalytics Limited
Accra, Ghana
Email: Enquiries@globalinfoanalytics.com
<http://globalinfoanalytics.com>
Contact: +233 265 44 1 450